



## Club Health Assessment for District 1 A through December 2024

|                                    |                              |              | Status  | Membership                  |                   |                     |                |                 |   |  | Reports                             |                                    |                        |   |  | Finance         | LCIF                              |
|------------------------------------|------------------------------|--------------|---|-----------------------------|-------------------|---------------------|----------------|-----------------|---|--|-------------------------------------|------------------------------------|------------------------|---|--|-----------------|-----------------------------------|
| Club Number                        | Club Name                    | Charter Date |   | Current Member Count        | YTD Members Added | YTD Members Dropped | YTD Net Growth | YTD Net Growth% | Member Count 12 Months Ago              | Avg. length of service for dropped members | Months Since Last MMR ***           | Yrs. Since Last Officer Report     | President Rotation     | Vice President Reported ****                  | Months Since Last Activity Report ***    | Account Balance | Donations for current Fiscal Year |
|                                    |                              |              | Number of times on status quo within last two years | If below 15 members appears |                   |                     |                |                 | If net loss is greater than 20% appears |  | If no report in 3 months appears in | When more than one year appears in | Number of repeat terms | Notes the officers that do not have an active | If no report at 12 months appears in red |                 |                                   |
| Clubs less than two years old      |                              |              |   |                             |                   |                     |                |                 |   |  |                                     |                                    |                        |   |  |                 |                                   |
| 179258                             | Chicago Asian American       | 11/13/2024   | Newly Chartered                                     | 45                          | 45                | 0                   | 45             | 100.00%         | 0                                       |  | 0                                   |                                    |                        | N   | 0  |                 |                                   |
| 155164                             | Chicago Healthcare Alliance  | 07/19/2023   | Active  | 100                         | 25                | 0                   | 25             | 33.33%          | 75                                      |  | 0                                   |                                    | 2                      | R   | SC                                       | 0               | \$300.00                          |
| Exc Award (06/30/2024)             |                              |              |   |                             |                   |                     |                |                 |   |  |                                     |                                    |                        |   |  |                 |                                   |
| 157890                             | Chicago Metropolitan         | 06/05/2024   | Active  | 20                          | 1                 | 5                   | -4             | -16.67%         | 0                                       | 1  | 2                                   |                                    |                        | VP  | 0  |                 |                                   |
| Clubs more than two years old      |                              |              |   |                             |                   |                     |                |                 |   |  |                                     |                                    |                        |   |  |                 |                                   |
| 2                                  | ARGO SUMMIT                  | 10/20/1925   | Active  | 27                          | 2                 | 0                   | 2              | 8.00%           | 18                                      |  | 4                                   |                                    | 7                      |   | M,VP,SC                                  | 3               |                                   |
| 3                                  | BELLWOOD                     | 03/12/1947   | Active  | 31                          | 1                 | 0                   | 1              | 3.33%           | 29                                      |  | 3                                   |                                    |                        | N   |  | 0               | \$500.00                          |
| 129621                             | Berwyn Centennial            | 12/16/2016   | Active  | 16                          | 4                 | 0                   | 4              | 33.33%          | 12                                      |  | 1                                   |                                    | 2                      | N   | M,SC                                     | 19              |                                   |
| 30755                              | BRIDGEVIEW                   | 05/06/1975   | Active  | 15                          | 1                 | 0                   | 1              | 7.14%           | 15                                      |  | 5                                   |                                    |                        | N   | SC                                       | 2               |                                   |
| Exc Award (06/30/2022, 06/30/2023) |                              |              |   |                             |                   |                     |                |                 |   |  |                                     |                                    |                        |   |  |                 |                                   |
| 6                                  | BROOKFIELD LA GRANGE PARK    | 03/23/1948   | Active  | 13                          | 0                 | 0                   | 0              | 0.00%           | 18                                      |  | 11                                  |                                    | 2                      | R   | M,SC                                     | 5               |                                   |
| 86                                 | BURBANK                      | 08/23/1955   | Active  | 16                          | 0                 | 0                   | 0              | 0.00%           | 16                                      |  | 10                                  |                                    | 5                      |   | VP,SC                                    | 2               |                                   |
| Exc Award (06/30/2018, 06/30/2022) |                              |              |   |                             |                   |                     |                |                 |   |  |                                     |                                    |                        |   |  |                 |                                   |
| 7                                  | CALUMET CITY                 | 10/16/1939   | Active  | 49                          | 0                 | 1                   | -1             | -2.00%          | 53                                      | 7  | 1                                   |                                    | 2                      | N   | M,SC                                     | 2               | \$1,175.00                        |
| Exc Award (06/30/2023)             |                              |              |   |                             |                   |                     |                |                 |   |  |                                     |                                    |                        |   |  |                 |                                   |
| 107696                             | CHICAGO AFRICAN              | 03/03/2010   | Active(1)   | 5                           | 0                 | 0                   | 0              | 0.00%           | 5                                       |  | 11                                  |                                    | 13                     |   | VP,SC                                    | 24+             |                                   |
| 135017                             | Chicago Argentine American   | 06/27/2018   | Active(2)   | 4                           | 0                 | 0                   | 0              | 0.00%           | 4                                       |  | 13                                  |                                    | 5                      | R   | M,SC                                     | 24+             |                                   |
| 9                                  | CHICAGO ARIRANG              | 07/31/1973   | Active  | 12                          | 3                 | 10                  | -7             | -36.84%         | 19                                      | 10   | 4                                   |                                    |                        |   | M,VP,SC                                  | N/R             |                                   |
| 12                                 | CHICAGO AZTECA               | 07/12/1966   | Active(2)   | 17                          | 0                 | 0                   | 0              | 0.00%           | 17                                      |  | 17                                  | 1                                  | None                   |   | P,S,T,M,VP SC                            | 24+             |                                   |
| 33626                              | CHICAGO BAYANIHAN-SAMPAGUITA | 04/26/1977   | Active  | 23                          | 9                 | 19                  | -10            | -30.30%         | 15                                      | 4  | 0                                   |                                    |                        |   | VP,SC                                    | 2               |                                   |
| Exc Award (06/30/2021, 06/30/2024) |                              |              |   |                             |                   |                     |                |                 |   |  |                                     |                                    |                        |   |  |                 |                                   |
| 40                                 | CHICAGO BEVERLY RIDGE        | 12/24/1958   | Active  | 24                          | 0                 | 1                   | -1             | -4.00%          | 27                                      | 49   | 0                                   |                                    |                        | N   | M,SC                                     | 2               |                                   |
| 58320                              | CHICAGO BRONZEVILLE          | 05/17/1996   | Cancelled(6*)                                       | 0                           | 0                 | 4                   | -4             | -100.00%        | 6                                       | 19   | 0                                   | 1                                  | None                   |   | P,S,T,M,VP SC                            | 24+             |                                   |
| 133466                             | Chicago Centennial           | 12/20/2017   | Active  | 4                           | 0                 | 0                   | 0              | 0.00%           | 4                                       |  | 5                                   |                                    | 7                      | R   | M,SC                                     | N/R             |                                   |



## Club Health Assessment for District 1 A through December 2024

| Club Number                        | Club Name                  | Charter Date | Status  | Membership                  |                   |                     |                |   |                            |  | Reports                          |                                    |                        |   |  | Finance         | LCIF                              |
|------------------------------------|----------------------------|--------------|---|-----------------------------|-------------------|---------------------|----------------|---|----------------------------|--|----------------------------------|------------------------------------|------------------------|---|--|-----------------|-----------------------------------|
|                                    |                            |              |   | Current Member Count        | YTD Members Added | YTD Members Dropped | YTD Net Growth | YTD Net Growth%                         | Member Count 12 Months Ago | Avg. length of service for dropped members | Months Since Last MMR ***        | Yrs. Since Last Officer Report     | President Rotation     | Vice President Reported ****                  | Months Since Last Activity Report ***    | Account Balance | Donations for current Fiscal Year |
|                                    |                            |              | Number of times on status quo within last two years | If below 15 members appears |                   |                     |                | If net loss is greater than 20% appears |                            |  | If no report in 3 months appears | When more than one year appears in | Number of repeat terms | Notes the officers that do not have an active | If no report at 12 months appears in red |                 |                                   |
| 13                                 | CHICAGO CENTRAL            | 08/02/1917   | Active  | 34                          | 2                 | 3                   | -1             | -2.86%                                  | 36                         | 2  | 2                                |                                    | 2                      | R   | S,SC                                     | 19              |                                   |
| 14                                 | CHICAGO CHATHAM            | 08/29/1929   | Active(1)   | 3                           | 0                 | 1                   | -1             | -25.00%                                 | 4                          | 44   | 2                                |                                    | 23                     | R   | SC                                       | 9               |                                   |
| 130882                             | Chicago Eagles Wings       | 05/08/2017   | Status Quo(4)                                       | 11                          | 0                 | 15                  | -15            | -57.69%                                 | 26                         | 37   | 0                                | 1                                  | None                   |   | P,S,T,M,VP SC                            | 24+             | 90+ Days                          |
| 17                                 | CHICAGO EAST SIDE          | 08/30/1948   | Active  | 18                          | 0                 | 0                   | 0              | 0.00%                                   | 18                         |  | 8                                |                                    | 12                     | R   | M,SC                                     | 5               |                                   |
| 48243                              | CHICAGO ECUADOREAN         | 03/09/1988   | Active(1)   | 14                          | 0                 | 0                   | 0              | 0.00%                                   | 15                         |  | 9                                |                                    | 2                      |   | M,VP,SC                                  | 1               |                                   |
| 20                                 | CHICAGO ENGLEWOOD          | 10/12/1934   | Active  | 10                          | 0                 | 0                   | 0              | 0.00%                                   | 10                         |  | 22                               |                                    | 3                      | R   | P,VP,SC                                  | 2               |                                   |
| 84071                              | CHICAGO FIL USA            | 08/27/2004   | Active  | 40                          | 1                 | 3                   | -2             | -4.76%                                  | 43                         | 7  | 0                                |                                    | 2                      | N   |  | 1               |                                   |
| Exc Award (06/30/2018, 06/30/2022) |                            |              |   |                             |                   |                     |                |   |                            |  |                                  |                                    |                        |   |  |                 |                                   |
| 84539                              | CHICAGO FILIPINO AMERICAN  | 12/16/2004   | Active  | 72                          | 8                 | 12                  | -4             | -5.26%                                  | 123                        | 2  | 1                                |                                    |                        | N   |  | 1               |                                   |
| Exc Award (06/30/2017, 06/30/2022) |                            |              |   |                             |                   |                     |                |   |                            |  |                                  |                                    |                        |   |  |                 |                                   |
| 145973                             | Chicago Global             | 04/27/2021   | Active  | 72                          | 24                | 1                   | 23             | 46.94%                                  | 76                         | 3  | 0                                |                                    |                        |   | M,VP,SC                                  | 3               |                                   |
| Exc Award (06/30/2022)             |                            |              |   |                             |                   |                     |                |   |                            |  |                                  |                                    |                        |   |  |                 |                                   |
| 22                                 | CHICAGO HEGEWISCH          | 01/26/1962   | Active  | 18                          | 0                 | 0                   | 0              | 0.00%                                   | 19                         |  | 6                                |                                    | 5                      | R   | P,M,VP,SC                                | 18              |                                   |
| 52                                 | CHICAGO HEIGHTS            | 01/15/1948   | Active  | 30                          | 0                 | 0                   | 0              | 0.00%                                   | 28                         |  | 4                                |                                    |                        | N   |  | 3               |                                   |
| 102624                             | CHICAGO INDO US            | 06/25/2008   | Active  | 15                          | 0                 | 0                   | 0              | 0.00%                                   | 15                         |  | 8                                |                                    | 2                      | N   |  | 2               | \$101.00                          |
| Exc Award (06/30/2018, 06/30/2023) |                            |              |   |                             |                   |                     |                |   |                            |  |                                  |                                    |                        |   |  |                 |                                   |
| 119176                             | CHICAGO JOSE RIZAL         | 05/09/2013   | Active(1)   | 16                          | 0                 | 0                   | 0              | 0.00%                                   | 33                         |  | 6                                |                                    |                        |   | P,S,T,M,VP SC                            | 1               |                                   |
| Exc Award (06/30/2022)             |                            |              |   |                             |                   |                     |                |   |                            |  |                                  |                                    |                        |   |  |                 |                                   |
| 82696                              | CHICAGO LIERI              | 06/18/2004   | Active(1)   | 10                          | 0                 | 0                   | 0              | 0.00%                                   | 10                         |  | 11                               |                                    | 5                      |   | M,VP,SC                                  | 3               |                                   |
| 30                                 | CHICAGO LOGAN SQUARE       | 11/14/1923   | Active  | 13                          | 0                 | 1                   | -1             | -7.14%                                  | 14                         | 13   | 2                                |                                    |                        | N   | M,SC                                     | 0               | \$300.00                          |
| 131583                             | Chicago Mabuhay Centennial | 06/23/2017   | Active  | 33                          | 0                 | 0                   | 0              | 0.00%                                   | 44                         |  | 6                                |                                    | 6                      |   | M,VP,SC                                  | 1               |                                   |
| Exc Award (06/30/2018, 06/30/2022) |                            |              |   |                             |                   |                     |                |   |                            |  |                                  |                                    |                        |   |  |                 |                                   |
| 43308                              | CHICAGO MAHARLIKA          | 01/13/1984   | Active  | 16                          | 0                 | 1                   | -1             | -5.88%                                  | 17                         | 1  | 0                                |                                    | 2                      | R   |  | 1               |                                   |
| Exc Award (06/30/2022)             |                            |              |   |                             |                   |                     |                |   |                            |  |                                  |                                    |                        |   |  |                 |                                   |
| 35                                 | CHICAGO MOUNT GREENWOOD    | 07/10/1939   | Active  | 6                           | 0                 | 0                   | 0              | 0.00%                                   | 7                          |  | 6                                |                                    | 6                      | R   | M,SC                                     | 3               |                                   |
| 38                                 | CHICAGO NORTHWEST          | 10/09/1923   | Active  | 9                           | 0                 | 0                   | 0              | 0.00%                                   | 9                          |  | 7                                |                                    | 5                      |   | VP,SC                                    | 3               |                                   |



## Club Health Assessment for District 1 A through December 2024

|             |  |              | Status  | Membership                  |                   |                     |                |   |                            |  | Reports                             |                                    |                        |   |  | Finance         |                                   | LCIF |
|-------------|--|--------------|---|-----------------------------|-------------------|---------------------|----------------|---|----------------------------|--|-------------------------------------|------------------------------------|------------------------|---|--|-----------------|-----------------------------------|------|
| Club Number | Club Name                                      | Charter Date |   | Current Member Count        | YTD Members Added | YTD Members Dropped | YTD Net Growth | YTD Net Growth%                         | Member Count 12 Months Ago | Avg. length of service for dropped members | Months Since Last MMR ***           | Yrs. Since Last Officer Report     | President Rotation     | Vice President Reported ****                  | Months Since Last Activity Report ***    | Account Balance | Donations for current Fiscal Year |      |
|             |  |              | Number of times on status quo within last two years | If below 15 members appears |                   |                     |                | If net loss is greater than 20% appears |                            |  | If no report in 3 months appears in | When more than one year appears in | Number of repeat terms | Notes the officers that do not have an active | If no report at 12 months appears in red |                 |                                   |      |
| 142958      | Chicago Nurses for Diabetes                    | 10/20/2020   | Active  | 75                          | 27                | 14                  | 13             | 20.97%                                  | 80                         | 1  | 0                                   |                                    | 2                      | R   | S,SC                                     | 0               |                                   |      |
|             | Exc Award (06/30/2023, 06/30/2024)             |              |   |                             |                   |                     |                |   |                            |  |                                     |                                    |                        |   |  |                 |                                   |      |
| 130802      | Chicago One World Centennial                   | 04/25/2017   | Active(2)   | 14                          | 0                 | 0                   | 0              | 0.00%                                   | 14                         |  | 0                                   |                                    | None                   |   | P,S,T,M,VP SC                            | 1               |                                   |      |
|             | Exc Award (06/30/2022)                         |              |   |                             |                   |                     |                |   |                            |  |                                     |                                    |                        |   |  |                 |                                   |      |
| 30919       | CHICAGO PHILIPPINE                             | 06/19/1975   | Active  | 32                          | 0                 | 3                   | -3             | -8.57%                                  | 35                         | 22   | 2                                   |                                    |                        |   | VP,SC                                    | 2               |                                   |      |
|             | Exc Award (06/30/2022)                         |              |   |                             |                   |                     |                |   |                            |  |                                     |                                    |                        |   |  |                 |                                   |      |
| 38246       | CHICAGO PUERTO RICO                            | 04/07/1980   | Active  | 15                          | 0                 | 0                   | 0              | 0.00%                                   | 15                         |  | 6                                   |                                    | 2                      |   | M,VP,SC                                  | 22              |                                   |      |
| 125924      | Chicago Ridge                                  | 10/13/2015   | Active  | 56                          | 8                 | 0                   | 8              | 16.67%                                  | 48                         |  | 0                                   |                                    |                        |   | VP,SC                                    | 1               |                                   |      |
|             | Exc Award (06/30/2021, 06/30/2022, 06/30/2023) |              |   |                             |                   |                     |                |   |                            |  |                                     |                                    |                        |   |  |                 |                                   |      |
| 65307       | CHICAGO ROGERS PARK                            | 05/02/2002   | Active(1)   | 24                          | 0                 | 1                   | -1             | -4.00%                                  | 27                         | 22   | 1                                   |                                    | 2                      | R   | SC                                       | 17              |                                   |      |
|             | Exc Award (06/30/2022)                         |              |   |                             |                   |                     |                |   |                            |  |                                     |                                    |                        |   |  |                 |                                   |      |
| 57713       | CHICAGO THAI MID WEST                          | 01/03/1996   | Active(1)   | 17                          | 1                 | 1                   | 0              | 0.00%                                   | 16                         | 4  | 5                                   |                                    | 12                     |   | VP,SC                                    | 2               |                                   |      |
|             | Exc Award (06/30/2022)                         |              |   |                             |                   |                     |                |   |                            |  |                                     |                                    |                        |   |  |                 |                                   |      |
| 49          | CHICAGO UPTOWN                                 | 03/17/1921   | P- Active(1)  | 11                          | 0                 | 0                   | 0              | 0.00%                                   | 11                         |  | 18                                  |                                    | 2                      | R   | M,SC                                     | 0               |                                   |      |
| 103704      | CHICAGO WINDY CITY                             | 09/25/2008   | Active  | 49                          | 3                 | 2                   | 1              | 2.08%                                   | 50                         | 5  | 0                                   |                                    |                        | N   |  | 0               | \$2,345.00                        |      |
|             | Exc Award (06/30/2016, 06/30/2020, 06/30/2023) |              |   |                             |                   |                     |                |   |                            |  |                                     |                                    |                        |   |  |                 |                                   |      |
| 105501      | FLOSSMOOR ROSHNI                               | 05/18/2009   | Active  | 3                           | 0                 | 0                   | 0              | 0.00%                                   | 3                          |  | 54                                  |                                    | 15                     |   | S,M,VP,SC                                | 24+             | 90+ Days                          |      |
| 53498       | FRANKLIN PARK MANILA                           | 07/01/1992   | Active  | 14                          | 3                 | 0                   | 3              | 27.27%                                  | 10                         |  | 2                                   |                                    | 2                      | R   | M  | 1               |                                   |      |
|             | Exc Award (06/30/2018)                         |              |   |                             |                   |                     |                |   |                            |  |                                     |                                    |                        |   |  |                 |                                   |      |
| 57          | GLENWOOD                                       | 03/16/1966   | Active  | 19                          | 3                 | 1                   | 2              | 11.76%                                  | 19                         | 15   | 0                                   |                                    |                        | N   | M,SC                                     | 1               |                                   |      |
|             | Exc Award (06/30/2022)                         |              |   |                             |                   |                     |                |   |                            |  |                                     |                                    |                        |   |  |                 |                                   |      |
| 134670      | Harvey Centennial                              | 05/11/2018   | Active(3)   | 12                          | 0                 | 0                   | 0              | 0.00%                                   | 12                         |  | 9                                   |                                    | 8                      |   | S,M,VP                                   | 24+             |                                   |      |
| 137694      | Justice  | 04/05/2019   | Active  | 23                          | 0                 | 0                   | 0              | 0.00%                                   | 18                         |  | 6                                   |                                    |                        | N   | SC                                       | 2               |                                   |      |
| 149150      | KOPE Cyber Lions of District 1-A               | 12/29/2021   | Active(1)   | 14                          | 0                 | 0                   | 0              | 0.00%                                   | 24                         |  | 6                                   |                                    | 2                      |   | M,VP,SC                                  | 7               | 90+ Days                          |      |
| 64          | LA GRANGE HIGHLANDS                            | 04/25/1961   | Active  | 15                          | 0                 | 1                   | -1             | -6.25%                                  | 26                         | 5  | 4                                   |                                    | 4                      |   | P,M,VP,SC                                | 10              |                                   |      |
|             | Exc Award (06/30/2018, 06/30/2022)             |              |   |                             |                   |                     |                |   |                            |  |                                     |                                    |                        |   |  |                 |                                   |      |
| 65          | LANSING  | 06/25/1937   | Active  | 30                          | 0                 | 0                   | 0              | 0.00%                                   | 31                         |  | 8                                   |                                    |                        | N   | M,SC                                     | 19              |                                   |      |
| 127483      | Lincolnwood                                    | 05/06/2016   | Active(1)   | 18                          | 0                 | 0                   | 0              | 0.00%                                   | 18                         |  | 15                                  | 1                                  | None                   |   | P,S,T,M,VP SC                            | 24+             |                                   |      |



# Club Health Assessment for District 1 A through December 2024

| Club Number | Club Name                                      | Charter Date | Status  | Membership                  |                   |                     |                |   |                            |  | Reports                          |                                    |                        |   |  | Finance         | LCIF                              |
|-------------|--|--------------|---|-----------------------------|-------------------|---------------------|----------------|---|----------------------------|--|----------------------------------|------------------------------------|------------------------|---|--|-----------------|-----------------------------------|
|             |  |              |   | Current Member Count        | YTD Members Added | YTD Members Dropped | YTD Net Growth | YTD Net Growth%                         | Member Count 12 Months Ago | Avg. length of service for dropped members | Months Since Last MMR ***        | Yrs. Since Last Officer Report     | President Rotation     | Vice President Reported ****                  | Months Since Last Activity Report ***    | Account Balance | Donations for current Fiscal Year |
|             |  |              | Number of times on status quo within last two years | If below 15 members appears |                   |                     |                | If net loss is greater than 20% appears |                            |  | If no report in 3 months appears | When more than one year appears in | Number of repeat terms | Notes the officers that do not have an active | If no report at 12 months appears in red |                 |                                   |
| 74          | OAK LAWN                                       | 03/22/1939   | Active  | 38                          | 5                 | 1                   | 4              | 11.76%                                  | 36                         | 7  | 0                                |                                    |                        | N   | 2  |                 | \$125.00                          |
|             | Exc Award (06/30/2018, 06/30/2021, 06/30/2022) |              |   |                             |                   |                     |                |   |                            |  |                                  |                                    |                        |   |  |                 |                                   |
| 75          | OAK PARK-RIVER FOREST                          | 08/01/1920   | Active(2)   | 7                           | 0                 | 0                   | 0              | 0.00%                                   | 7                          |  | 8                                |                                    | 3                      | R   | T,M,SC                                   | 9               |                                   |
| 76          | ORLAND PARK                                    | 03/12/1964   | Active  | 37                          | 1                 | 4                   | -3             | -7.50%                                  | 42                         | 8  | 5                                |                                    |                        | N   |  | 1               | \$75.00                           |
|             | Exc Award (06/30/2017, 06/30/2018)             |              |   |                             |                   |                     |                |   |                            |  |                                  |                                    |                        |   |  |                 |                                   |
| 77          | PALOS  | 10/03/1949   | Active  | 66                          | 12                | 8                   | 4              | 6.45%                                   | 55                         | 22   | 0                                |                                    |                        | N   | M,SC                                     | 0               |                                   |
|             | Exc Award (06/30/2018, 06/30/2023)             |              |   |                             |                   |                     |                |   |                            |  |                                  |                                    |                        |   |  |                 |                                   |
| 81          | RIVER GROVE                                    | 08/29/1949   | Active  | 91                          | 3                 | 6                   | -3             | -3.19%                                  | 96                         | 3  | 0                                |                                    | 2                      | N   | SC                                       | 2               | 90+ Days                          |
|             | Exc Award (06/30/2022)                         |              |   |                             |                   |                     |                |   |                            |  |                                  |                                    |                        |   |  |                 |                                   |
| 82          | RIVERSIDE TOWNSHIP                             | 04/15/1948   | Active(1)   | 34                          | 3                 | 0                   | 3              | 9.68%                                   | 29                         |  | 3                                |                                    | 2                      | R   | M,SC                                     | 19              |                                   |
| 59955       | SCHILLER PARK                                  | 09/05/1997   | Active  | 2                           | 0                 | 0                   | 0              | 0.00%                                   | 2                          |  | 15                               |                                    | 3                      |   | P,M,VP,SC                                | 2               |                                   |
| 85          | SOUTH HOLLAND                                  | 08/22/1946   | Active  | 24                          | 0                 | 0                   | 0              | 0.00%                                   | 25                         |  | 3                                |                                    |                        | N   | M,SC                                     | 24+             |                                   |
| 87          | STICKNEY FOREST VIEW                           | 08/27/1952   | Active  | 52                          | 0                 | 1                   | -1             | -1.89%                                  | 51                         | 43   | 1                                |                                    |                        | IP  |  | 1               | \$2,300.00                        |
|             | Exc Award (06/30/2016, 06/30/2017, 06/30/2022) |              |   |                             |                   |                     |                |   |                            |  |                                  |                                    |                        |   |  |                 |                                   |
| 88          | THE FOREST KALA SAMPATH                        | 06/07/1928   | Active  | 19                          | 7                 | 0                   | 7              | 58.33%                                  | 12                         |  | 4                                |                                    | 11                     | N   |  | 2               | \$1,100.00                        |
|             | Exc Award (06/30/2023)                         |              |   |                             |                   |                     |                |   |                            |  |                                  |                                    |                        |   |  |                 |                                   |
| 89          | THORNTON                                       | 09/23/1950   | Active  | 25                          | 0                 | 2                   | -2             | -7.41%                                  | 27                         | 16   | 1                                |                                    |                        | N   |  | 1               |                                   |
| 90          | TINLEY PARK                                    | 10/12/1949   | Active  | 23                          | 1                 | 1                   | 0              | 0.00%                                   | 25                         | 24   | 0                                |                                    |                        | IP  | SC                                       | 2               | \$1,000.00                        |
| 91          | WESTCHESTER                                    | 02/16/1965   | Active  | 12                          | 0                 | 0                   | 0              | 0.00%                                   | 12                         |  | 8                                |                                    | 4                      | R   |  | 0               | \$86.64                           |
|             | Exc Award (06/30/2023)                         |              |   |                             |                   |                     |                |   |                            |  |                                  |                                    |                        |   |  |                 |                                   |
| 92          | WILLOW SPRINGS                                 | 04/27/1954   | Active  | 45                          | 3                 | 3                   | 0              | 0.00%                                   | 46                         | 16   | 0                                |                                    |                        |   | VP,SC                                    | 0               | \$4,000.00                        |
|             | Exc Award (06/30/2017, 06/30/2018, 06/30/2022) |              |   |                             |                   |                     |                |   |                            |  |                                  |                                    |                        |   |  |                 |                                   |
| 143691      | Willow Springs Lioness                         | 12/04/2020   | Active  | 24                          | 0                 | 0                   | 0              | 0.00%                                   | 23                         |  | 3                                |                                    | 5                      | N   | M  | 9               |                                   |
| 93          | WORTH  | 10/28/1953   | Active  | 37                          | 0                 | 1                   | -1             | -2.63%                                  | 41                         | 45   | 2                                |                                    |                        | N   | VP,SC                                    | 2               |                                   |
|             | Exc Award (06/30/2022)                         |              |   |                             |                   |                     |                |   |                            |  |                                  |                                    |                        |   |  |                 |                                   |



## Club Health Assessment for District 1 A through December 2024

|  |           |              | Status  | Membership                  |                   |                     |                |   |                            |  | Reports                             |                                    |                        |   |  | Finance         | LCIF                              |
|--|-----------|--------------|---|-----------------------------|-------------------|---------------------|----------------|---|----------------------------|--|-------------------------------------|------------------------------------|------------------------|---|--|-----------------|-----------------------------------|
| Club Number  | Club Name | Charter Date |   | Current Member Count        | YTD Members Added | YTD Members Dropped | YTD Net Growth | YTD Net Growth%                         | Member Count 12 Months Ago | Avg. length of service for dropped members | Months Since Last MMR ***           | Yrs. Since Last Officer Report     | President Rotation     | Vice President Reported ****                  | Months Since Last Activity Report ***    | Account Balance | Donations for current Fiscal Year |
|  |           |              | Number of times on status quo within last two years | If below 15 members appears |                   |                     |                | If net loss is greater than 20% appears |                            |  | If no report in 3 months appears in | When more than one year appears in | Number of repeat terms | Notes the officers that do not have an active | If no report at 12 months appears in red |                 |                                   |

Clubs Cancelled Previous Fiscal Year – Clubs Cancelled within last 12 months may be reinstated

| Club Number | Club Name                      | Charter Date | Current Status* | Cancellation Date |
|-------------|--------------------------------|--------------|-----------------|-------------------|
| 150774      | Bedford Park Love-Smiles       | 05/13/2022   | Cancelled(8*)   | 01/29/2024        |
| 53482       | CHICAGO MEXICA                 | 07/01/1992   | Cancelled(8*)   | 12/29/2023        |
| 33          | CHICAGO MONTCLARE ELMWOOD PARK | 03/31/1947   | Cancelled(8*)   | 06/29/2024        |
| 105920      | COOK COUNTY                    | 06/22/2009   | Cancelled(8*)   | 12/29/2023        |

| Current Total Clubs Count | YTD New Clubs Count | YTD Cancelled Clubs Count | YTD Net Club Gain | Current Total Members Count | YTD Add | YTD Drop | YTD Net Growth | YTD Net Growth % | Member Count 12 Months Ago | Average Member Count Per Club | % of Clubs with less than 20 members | % No MMR in 3 Months | % No Officer Report in 12 Months | % of Clubs with balance 90+ days | Number of Clubs in Status Quo | % Status Quo Clubs in Financial Suspension | Number of Cancelled Clubs | Average Cancelled Club Age | Members Lost Due to Cancellation | % of Clubs Cancelled for Non-Financial Reasons |
|---------------------------|---------------------|---------------------------|-------------------|-----------------------------|---------|----------|----------------|------------------|----------------------------|-------------------------------|--------------------------------------|----------------------|----------------------------------|----------------------------------|-------------------------------|--|---------------------------|----------------------------|----------------------------------|--|
| 70                        | 1                   | 1                         | 0                 | 1,838                       | 206     | 127      | 79             | 4.49%            | 1,866                      | 26                            | 53%                                  | 56%                  | 4%                               | 6%                               | 1                             | 100%                                       | 1                         | 153                        | 4                                | -300%  |

\* - P - Priority Club. Cancellation Reasons: 1-Objectives/conduct, 2-Non-active club, 5-Non-existing club, 6-Disbanding, 7-Merger, 8-Financial Suspension, 9-District/Multiple District Dues.


\*\* - Abbreviation: P-President, S-Secretary, T-Treasurer, M-Member Chairperson, VP-First Vice President, MC-Communications Chairperson, SC-Service Chairperson

\*\*\* - Abbreviation: N/R - Never reported using the Lions Clubs website, N/A - Not applicable, No password registered for the Lions Clubs website.

\*\*\*\* - Abbreviation: N - New, IP - Immediate Past, R - Repeat.



# Club Health Assessment for District 1 BK through December 2024

|  |             |              | Status  | Membership                  |                   |                     |                |   |                            | Reports                                    |                                     |                                    |                        |   | Finance                                  |                 | LCIF                              |
|--|-------------|--------------|---|-----------------------------|-------------------|---------------------|----------------|---|----------------------------|--|-------------------------------------|------------------------------------|------------------------|---|--|-----------------|-----------------------------------|
| Club Number  | Club Name   | Charter Date |   | Current Member Count        | YTD Members Added | YTD Members Dropped | YTD Net Growth | YTD Net Growth%                         | Member Count 12 Months Ago | Avg. length of service for dropped members | Months Since Last MMR ***           | Yrs. Since Last Officer Report     | President Rotation     | Vice President Reported ****                  | Months Since Last Activity Report ***    | Account Balance | Donations for current Fiscal Year |
|  |             |              | Number of times on status quo within last two years | If below 15 members appears |                   |                     |                | If net loss is greater than 20% appears |                            |  | If no report in 3 months appears in | When more than one year appears in | Number of repeat terms | Notes the officers that do not have an active | If no report at 12 months appears in red |                 |                                   |
| Clubs more than two years old  |             |              |   |                             |                   |                     |                |   |                            |  |                                     |                                    |                        |   |  |                 |                                   |
| 96   | ASHKUM      | 05/11/1965   | Active  | 38                          | 0                 | 0                   | 0              | 0.00%                                   | 39                         |  | 12                                  |                                    |                        | M,VP,SC                                       | 24+                                      |                 |                                   |
| 40403  | BEECHER     | 10/26/1981   | Active  | 26                          | 4                 | 0                   | 4              | 18.18%                                  | 22                         |  | 2                                   |                                    | 3                      | M,VP,SC                                       | 0  |                 |                                   |
| Exc Award (06/30/2018)   |             |              |   |                             |                   |                     |                |   |                            |  |                                     |                                    |                        |   |  |                 |                                   |
| 577  | BELLFLOWER  | 06/27/1958   | Active  | 23                          | 0                 | 0                   | 0              | 0.00%                                   | 20                         |  | 6                                   |                                    | 3                      | P,M,VP,SC                                     | 9  |                 |                                   |
| 98   | BOLINGBROOK | 11/03/1966   | Active  | 65                          | 3                 | 3                   | 0              | 0.00%                                   | 70                         | 20   | 1                                   |                                    |                        | N   | 0  |                 |                                   |
| Exc Award (06/30/2018, 06/30/2022)   |             |              |   |                             |                   |                     |                |   |                            |  |                                     |                                    |                        |   |  |                 |                                   |
| 99   | BONFIELD    | 06/28/1967   | Active  | 26                          | 1                 | 0                   | 1              | 4.00%                                   | 23                         |  | 5                                   |                                    | 2                      | R M,VP,SC                                     | 1  |                 |                                   |
| 100  | BRADLEY     | 09/10/1946   | Active  | 30                          | 1                 | 0                   | 1              | 3.45%                                   | 29                         |  | 5                                   |                                    |                        | N M,SC  | 0  |                 |                                   |
| 101  | BRAIDWOOD   | 02/24/1969   | Active  | 25                          | 0                 | 1                   | -1             | -3.85%                                  | 26                         | 8  | 0                                   |                                    | 2                      | R SC  | 0  |                 |                                   |
| 102  | BUCKLEY     | 10/18/1955   | Active  | 23                          | 0                 | 2                   | -2             | -8.00%                                  | 23                         | 8  | 2                                   |                                    |                        | N P,M,SC                                      | 9  |                 |                                   |
| 103  | CHANNAHON   | 01/22/1969   | Active  | 13                          | 3                 | 0                   | 3              | 30.00%                                  | 10                         |  | 1                                   |                                    | 3                      | N SC  | 24+                                      |                 |                                   |
| Exc Award (06/30/2016)   |             |              |   |                             |                   |                     |                |   |                            |  |                                     |                                    |                        |   |  |                 |                                   |
| 104  | CHEBANSE    | 05/20/1955   | Active  | 16                          | 0                 | 0                   | 0              | 0.00%                                   | 22                         |  | 6                                   |                                    | 14                     | N M,VP,SC                                     | 11                                       |                 |                                   |
| 583  | COAL CITY   | 01/13/1949   | Active  | 20                          | 3                 | 1                   | 2              | 11.11%                                  | 16                         | 14   | 3                                   |                                    | 5                      | P,T,M,VP,SC                                   | 3  |                 |                                   |
| 584  | CORNELL     | 05/05/1972   | Active  | 30                          | 2                 | 0                   | 2              | 7.14%                                   | 29                         |  | 1                                   |                                    | 9                      | R T,M,VP,SC                                   | 24+                                      |                 |                                   |
| 106  | CREST HILL  | 09/27/1962   | Active  | 27                          | 2                 | 0                   | 2              | 8.00%                                   | 28                         |  | 2                                   |                                    |                        | R SC  | 24+                                      |                 |                                   |
| 107  | CRETE       | 12/07/1939   | Active  | 40                          | 5                 | 5                   | 0              | 0.00%                                   | 40                         | 23   | 3                                   |                                    | 2                      | M,VP,SC                                       | 0  |                 |                                   |
| Exc Award (06/30/2021)   |             |              |   |                             |                   |                     |                |   |                            |  |                                     |                                    |                        |   |  |                 |                                   |
| 585  | DANVERS     | 04/10/1958   | Active  | 47                          | 0                 | 1                   | -1             | -2.08%                                  | 51                         | 44   | 2                                   |                                    | 2                      | R P,M   | 19                                       |                 | \$1,576.00                        |
| 586  | DWIGHT      | 12/23/1947   | Active(1)   | 32                          | 0                 | 0                   | 0              | 0.00%                                   | 32                         |  | 5                                   |                                    |                        | M,VP,SC                                       | 24+                                      |                 |                                   |
| 587  | EARLVILLE   | 09/27/1955   | Active  | 35                          | 0                 | 0                   | 0              | 0.00%                                   | 34                         |  | 0                                   |                                    |                        | N M,SC  | 6  |                 |                                   |
| 588  | FAIRBURY    | 10/10/1956   | Active  | 18                          | 0                 | 0                   | 0              | 0.00%                                   | 18                         |  | 8                                   |                                    |                        | N   | 24+                                      |                 |                                   |
| 589  | FLANAGAN    | 03/04/1960   | Active  | 12                          | 0                 | 0                   | 0              | 0.00%                                   | 13                         |  | 6                                   |                                    | 7                      | T,M,VP,SC                                     | 12                                       |                 |                                   |
| 111  | FRANKFORT   | 12/28/1940   | Active  | 71                          | 1                 | 5                   | -4             | -5.33%                                  | 73                         | 14   | 0                                   |                                    |                        | N M,SC  | 0  |                 | \$2,000.00                        |
| Exc Award (06/30/2018, 06/30/2019, 06/30/2020)                                   |             |              |   |                             |                   |                     |                |   |                            |  |                                     |                                    |                        |   |  |                 |                                   |



# Club Health Assessment for District 1 BK through December 2024

|  |             |              | Status  | Membership                  |                   |                     |                |   |                            |  | Reports                             |                                    |                        |                              |   | Finance                                  |                                   | LCIF |
|--|-------------|--------------|---|-----------------------------|-------------------|---------------------|----------------|---|----------------------------|--|-------------------------------------|------------------------------------|------------------------|------------------------------|---|--|-----------------------------------|------|
| Club Number                                    | Club Name   | Charter Date |   | Current Member Count        | YTD Members Added | YTD Members Dropped | YTD Net Growth | YTD Net Growth%                         | Member Count 12 Months Ago | Avg. length of service for dropped members | Months Since Last MMR ***           | Yrs. Since Last Officer Report     | President Rotation     | Vice President Reported **** | Months Since Last Activity Report ***         | Account Balance                          | Donations for current Fiscal Year |      |
|  |             |              | Number of times on status quo within last two years | If below 15 members appears |                   |                     |                | If net loss is greater than 20% appears |                            |  | If no report in 3 months appears in | When more than one year appears in | Number of repeat terms |                              | Notes the officers that do not have an active | If no report at 12 months appears in red |                                   |      |
| 591  | GARDNER     | 11/09/1948   | Active  | 10                          | 2                 | 0                   | 2              | 25.00%                                  | 8                          |  | 4                                   |                                    | 3                      |                              | M,VP,SC                                       | 24+                                      | \$2,000.00                        |      |
| 592  | GIBSON CITY | 04/12/1922   | Active  | 44                          | 0                 | 1                   | -1             | -2.22%                                  | 52                         | 8  | 0                                   |                                    |                        |                              | P,M,VP,SC                                     | 4  |                                   |      |
| 115  | HERSCHER    | 04/29/1965   | Active  | 26                          | 0                 | 0                   | 0              | 0.00%                                   | 27                         |  | 3                                   |                                    | 6                      | R                            | M,SC  | 1  |                                   |      |
| 594  | HUDSON      | 04/13/1964   | Active  | 19                          | 1                 | 2                   | -1             | -5.00%                                  | 22                         | 3  | 0                                   |                                    | 2                      |                              | M,VP,SC                                       | 24+                                      |                                   |      |
| Exc Award (06/30/2017, 06/30/2018)             |             |              |   |                             |                   |                     |                |   |                            |  |                                     |                                    |                        |                              |   |  |                                   |      |
| 117  | JOLIET NOON | 01/19/1921   | Active  | 32                          | 2                 | 2                   | 0              | 0.00%                                   | 32                         | 21   | 0                                   |                                    |                        |                              | VP  | 0  |                                   |      |
| Exc Award (06/30/2024)                         |             |              |   |                             |                   |                     |                |   |                            |  |                                     |                                    |                        |                              |   |  |                                   |      |
| 30089  | LA MOILLE   | 01/09/1975   | Active  | 30                          | 0                 | 0                   | 0              | 0.00%                                   | 33                         |  | 9                                   |                                    | None                   |                              | P,S,T,M,VP SC                                 | N/R                                      |                                   |      |
| 597  | LELAND      | 10/23/1956   | Active  | 14                          | 0                 | 1                   | -1             | -6.67%                                  | 15                         | 18   | 5                                   |                                    |                        |                              | VP,SC   | 22                                       |                                   |      |
| 120  | LEMONT      | 06/07/1962   | Active  | 102                         | 7                 | 0                   | 7              | 7.37%                                   | 92                         |  | 0                                   |                                    | 2                      | N                            |   | 0  |                                   |      |
| Exc Award (06/30/2016, 06/30/2018, 06/30/2020) |             |              |   |                             |                   |                     |                |   |                            |  |                                     |                                    |                        |                              |   |  |                                   |      |
| 122  | LOCKPORT    | 04/27/1939   | Active  | 26                          | 0                 | 1                   | -1             | -3.70%                                  | 27                         | 44   | 3                                   |                                    | None                   | N                            | P,T,M,SC                                      | N/R                                      | \$1,000.00                        |      |
| 598  | LONG POINT  | 04/12/1966   | Active  | 9                           | 0                 | 0                   | 0              | 0.00%                                   | 9                          |  | 23                                  |                                    |                        |                              | P,S,M,VP,SC                                   | N/R                                      |                                   |      |
| 41441  | MALDEN      | 06/21/1982   | Active  | 27                          | 2                 | 0                   | 2              | 8.00%                                   | 24                         |  | 3                                   |                                    |                        |                              | M,VP,SC                                       | 1  |                                   |      |
| Exc Award (06/30/2023)                         |             |              |   |                             |                   |                     |                |   |                            |  |                                     |                                    |                        |                              |   |  |                                   |      |
| 599  | MARSEILLES  | 01/31/1956   | Active  | 92                          | 0                 | 2                   | -2             | -2.13%                                  | 94                         | 49   | 0                                   |                                    |                        |                              | M,VP,SC                                       | 17                                       |                                   |      |
| Exc Award (06/30/2016)                         |             |              |   |                             |                   |                     |                |   |                            |  |                                     |                                    |                        |                              |   |  |                                   |      |
| 125  | MARTINTON   | 10/23/1957   | Active  | 13                          | 0                 | 0                   | 0              | 0.00%                                   | 13                         |  | 23                                  |                                    | 9                      |                              | S,M,VP,SC                                     | N/R                                      |                                   |      |
| 601  | MENDOTA     | 11/15/1938   | Active  | 52                          | 3                 | 3                   | 0              | 0.00%                                   | 52                         | 2  | 1                                   | 1                                  | None                   |                              | P,S,T,M,VP SC                                 | 24+                                      |                                   |      |
| 126  | MILFORD     | 12/04/1951   | Active(1)   | 9                           | 0                 | 0                   | 0              | 0.00%                                   | 9                          |  | 15                                  |                                    | 10                     | R                            | P,T,M,VP,SC                                   | 24+                                      |                                   |      |
| 602  | MINOOKA     | 11/30/1955   | Active  | 96                          | 1                 | 4                   | -3             | -3.03%                                  | 99                         | 10   | 2                                   |                                    |                        | N                            | M,SC  | 4  |                                   |      |
| 127  | MOKENA      | 11/05/1952   | Active  | 44                          | 2                 | 10                  | -8             | -15.38%                                 | 47                         | 16   | 0                                   |                                    |                        |                              | M,VP,SC                                       | 4  |                                   |      |
| Exc Award (06/30/2016)                         |             |              |   |                             |                   |                     |                |   |                            |  |                                     |                                    |                        |                              |   |  |                                   |      |
| 128  | MOMENCE     | 04/30/1945   | Active  | 13                          | 0                 | 0                   | 0              | 0.00%                                   | 13                         |  | 12                                  | 1                                  | None                   |                              | P,S,T,M,VP SC                                 | 24+                                      |                                   |      |
| 603  | MORRIS      | 03/31/1938   | Active  | 36                          | 0                 | 1                   | -1             | -2.70%                                  | 37                         | 10   | 0                                   |                                    |                        | N                            | M,VP,SC                                       | 0  |                                   |      |
| Exc Award (06/30/2016, 06/30/2018)             |             |              |   |                             |                   |                     |                |   |                            |  |                                     |                                    |                        |                              |   |  |                                   |      |
| 129  | NEW LENOX   | 08/25/1948   | Active  | 30                          | 0                 | 2                   | -2             | -6.25%                                  | 31                         | 6  | 2                                   |                                    |                        |                              | M,VP,SC                                       | 0  |                                   |      |




## Club Health Assessment for District 1 BK through December 2024

|                                    |                      |              | Status  | Membership                  |                   |                     |                |                 |   |  | Reports                   |                                     |                                    |                              |   | Finance                                  |                                   | LCIF |
|------------------------------------|----------------------|--------------|---|-----------------------------|-------------------|---------------------|----------------|-----------------|---|--|---------------------------|-------------------------------------|------------------------------------|------------------------------|---|--|-----------------------------------|------|
| Club Number                        | Club Name            | Charter Date |   | Current Member Count        | YTD Members Added | YTD Members Dropped | YTD Net Growth | YTD Net Growth% | Member Count 12 Months Ago              | Avg. length of service for dropped members | Months Since Last MMR *** | Yrs. Since Last Officer Report      | President Rotation                 | Vice President Reported **** | Months Since Last Activity Report ***         | Account Balance                          | Donations for current Fiscal Year |      |
|                                    |                      |              | Number of times on status quo within last two years | If below 15 members appears |                   |                     |                |                 | If net loss is greater than 20% appears |  |                           | If no report in 3 months appears in | When more than one year appears in | Number of repeat terms       | Notes the officers that do not have an active | If no report at 12 months appears in red |                                   |      |
| 604                                | NORMAL               | 06/22/1965   | Active  | 19                          | 0                 | 0                   | 0              | 0.00%           | 21                                      |  | 5                         |                                     | 2                                  | N                            | M,SC  | 0  |                                   |      |
| Exc Award (06/30/2020)             |                      |              |   |                             |                   |                     |                |                 |   |  |                           |                                     |                                    |                              |   |  |                                   |      |
| 130                                | ONARGA               | 02/12/1931   | Active  | 30                          | 1                 | 1                   | 0              | 0.00%           | 30                                      | 5  | 2                         |                                     |                                    | N                            | SC  | 1  |                                   |      |
| Exc Award (06/30/2023, 06/30/2024) |                      |              |   |                             |                   |                     |                |                 |   |  |                           |                                     |                                    |                              |   |  |                                   |      |
| 606                                | OSWEGO               | 01/13/1948   | Active  | 9                           | 0                 | 0                   | 0              | 0.00%           | 9                                       |  | 7                         |                                     | 5                                  |                              | M,VP,SC                                       | 24+                                      |                                   |      |
| Exc Award (06/30/2018)             |                      |              |   |                             |                   |                     |                |                 |   |  |                           |                                     |                                    |                              |   |  |                                   |      |
| 607                                | OTTAWA               | 09/25/1936   | Active  | 19                          | 0                 | 5                   | -5             | -20.83%         | 25                                      | 15   | 0                         |                                     | 7                                  |                              | M,VP,SC                                       | 24+                                      |                                   |      |
| Exc Award (06/30/2016)             |                      |              |   |                             |                   |                     |                |                 |   |  |                           |                                     |                                    |                              |   |  |                                   |      |
| 132                                | PLAINFIELD           | 11/22/1948   | Active  | 87                          | 2                 | 10                  | -8             | -8.42%          | 90                                      | 4  | 0                         |                                     |                                    | N                            | M,SC  | 20                                       |                                   |      |
| 613                                | PRINCETON            | 10/14/1925   | Active  | 18                          | 0                 | 2                   | -2             | -10.00%         | 16                                      | 2  | 5                         |                                     |                                    | N                            | T,SC  | 8  |                                   |      |
| Exc Award (06/30/2016)             |                      |              |   |                             |                   |                     |                |                 |   |  |                           |                                     |                                    |                              |   |  |                                   |      |
| 108163                             | ROCKDALE             | 04/20/2010   | Active  | 3                           | 0                 | 0                   | 0              | 0.00%           | 3                                       |  | 45                        |                                     | 9                                  |                              | M,VP,SC                                       | 24+                                      |                                   |      |
| 617                                | SERENA               | 02/06/1964   | Active  | 33                          | 3                 | 1                   | 2              | 6.45%           | 29                                      | 15   | 0                         |                                     |                                    | N                            | VP,SC   | 0  |                                   |      |
| Exc Award (06/30/2016)             |                      |              |   |                             |                   |                     |                |                 |   |  |                           |                                     |                                    |                              |   |  |                                   |      |
| 618                                | SHEFFIELD            | 09/24/1951   | Active  | 18                          | 0                 | 0                   | 0              | 0.00%           | 17                                      |  | 6                         |                                     | 5                                  | R                            | SC  | 0  |                                   |      |
| 135                                | SHOREWOOD            | 10/23/1963   | Active(1)   | 15                          | 0                 | 1                   | -1             | -6.25%          | 16                                      | 33   | 0                         |                                     | 7                                  | R                            | VP,SC   | 0  |                                   |      |
| 621                                | SPRING VALLEY        | 07/13/1938   | Active  | 8                           | 0                 | 0                   | 0              | 0.00%           | 6                                       |  | 12                        |                                     | 4                                  | N                            | M,SC  | 10                                       |                                   |      |
| 623                                | STREATOR             | 02/05/1953   | Active  | 21                          | 0                 | 0                   | 0              | 0.00%           | 16                                      |  | 8                         |                                     | 2                                  | N                            | P,T,M,VP,SC                                   | 24+                                      |                                   |      |
| 62004                              | STREATOR HARDCRABBLE | 05/27/1999   | Active  | 16                          | 2                 | 0                   | 2              | 14.29%          | 16                                      |  | 1                         |                                     |                                    | N                            |   | 0  |                                   |      |
| Exc Award (06/30/2020, 06/30/2021) |                      |              |   |                             |                   |                     |                |                 |   |  |                           |                                     |                                    |                              |   |  |                                   |      |
| 29988                              | TOWANDA              | 12/10/1974   | Active  | 20                          | 0                 | 0                   | 0              | 0.00%           | 20                                      |  | 6                         |                                     |                                    |                              | M,VP,SC                                       | 24+                                      |                                   |      |
| 625                                | WASHBURN             | 06/03/1931   | Active  | 14                          | 0                 | 0                   | 0              | 0.00%           | 14                                      |  | 12                        | 1                                   | None                               |                              | P,S,T,M,VP<br>SC                              | 24+                                      |                                   |      |
| 137                                | WATSEKA              | 03/07/1938   | Active  | 22                          | 0                 | 0                   | 0              | 0.00%           | 22                                      |  | 14                        |                                     |                                    |                              | S,T,M,VP,SC                                   | 24+                                      |                                   |      |
| 138                                | WELLINGTON           | 06/20/1967   | Active(1)   | 4                           | 0                 | 0                   | 0              | 0.00%           | 4                                       |  | 1                         |                                     | 7                                  |                              | M,VP,SC                                       | N/R                                      |                                   |      |
| 139                                | WILMINGTON           | 07/28/1953   | Active  | 8                           | 0                 | 4                   | -4             | -33.33%         | 12                                      | 12   | 4                         |                                     |                                    |                              | T,M,VP,SC                                     | 3  |                                   |      |
| 626                                | YORKVILLE            | 01/16/1939   | Active  | 18                          | 1                 | 0                   | 1              | 5.88%           | 18                                      |  | 0                         |                                     | 2                                  |                              | M,VP,SC                                       | 0  |                                   |      |





Club Health Assessment for District 1 BK through December 2024

| <div></div> |                     |                           |                   |                             | Status  |          |                |                  |                             | Membership                    |                                      |                      |   |                                  | Reports                                    |  |                                     |                            |                                  | Finance  |                                    | LCIF                              |                        |  |   |  |  |  |  |  |
|---|---------------------|---------------------------|-------------------|-----------------------------|---|----------|----------------|------------------|-----------------------------|-------------------------------|--------------------------------------|----------------------|---|----------------------------------|--|--|-------------------------------------|----------------------------|----------------------------------|--|------------------------------------|-----------------------------------|------------------------|--|---|--|--|--|--|--|
|   |                     |                           |                   |                             |   |          |                |                  | Current Member Count        | YTD Members Added             | YTD Members Dropped                  | YTD Net Growth       | YTD Net Growth%                         | Member Count 12 Months Ago       | Avg. length of service for dropped members | Months Since Last MMR ***                  | Yrs. Since Last Officer Report      | President Rotation         | Vice President Reported ****     | Months Since Last Activity Report ***          | Account Balance                    | Donations for current Fiscal Year |                        |  |   |  |  |  |  |  |
|   |                     |                           |                   |                             | Number of times on status quo within last two years |          |                |                  | If below 15 members appears |                               |                                      |                      | If net loss is greater than 20% appears |                                  |  |  | If no report in 3 months appears in |                            |                                  |  | When more than one year appears in |                                   | Number of repeat terms |  | Notes the officers that do not have an active |  | If no report at 12 months appears in red |  |  |  |
| Current Total Clubs Count   | YTD New Clubs Count | YTD Cancelled Clubs Count | YTD Net Club Gain | Current Total Members Count | YTD Add   | YTD Drop | YTD Net Growth | YTD Net Growth % | Member Count 12 Months Ago  | Average Member Count Per Club | % of Clubs with less than 20 members | % No MMR in 3 Months | % No Officer Report in 12 Months        | % of Clubs with balance 90+ days | Number of Clubs in Status Quo              | % Status Quo Clubs in Financial Suspension | Number of Cancelled Clubs           | Average Cancelled Club Age | Members Lost Due to Cancellation | % of Clubs Cancelled for Non-Financial Reasons |                                    |                                   |                        |  |   |  |  |  |  |  |
| 59  | 0                   | 0                         | 0                 | 1,723                       | 54  | 71       | -17            | -0.98%           | 1,738                       | 29                            | 41%                                  | 53%                  | 5%                                      | 2%                               | 0  | 0%   | 0                                   | 0                          | 0                                | 0%   |                                    |                                   |                        |  |   |  |  |  |  |  |

\* - P - Priority Club. Cancellation Reasons: 1-Objectives/conduct, 2-Non-active club, 5-Non-existing club, 6-Disbanding, 7-Merger, 8-Financial Suspension, 9-District/Multiple District Dues.  
\*\* - Abbreviation: P-President, S-Secretary, T-Treasurer, M-Member Chairperson, VP-First Vice President, MC-Communications Chairperson, SC-Service Chairperson  
\*\*\* - Abbreviation: N/R - Never reported using the Lions Clubs website, N/A - Not applicable, No password registered for the Lions Clubs website.  
\*\*\*\* - Abbreviation: N - New, IP - Immediate Past, R - Repeat.



# Club Health Assessment for District 1 CN through December 2024

|                               |                                |              | Status  | Membership                  |                   |                     |                |   |                            |  | Reports                             |                                    |                        |   |                                       | Finance         |                                   | LCIF |
|-------------------------------|--------------------------------|--------------|---|-----------------------------|-------------------|---------------------|----------------|---|----------------------------|--|-------------------------------------|------------------------------------|------------------------|---|---------------------------------------|-----------------|-----------------------------------|------|
| Club Number                   | Club Name                      | Charter Date |   | Current Member Count        | YTD Members Added | YTD Members Dropped | YTD Net Growth | YTD Net Growth%                         | Member Count 12 Months Ago | Avg. length of service for dropped members | Months Since Last MMR ***           | Yrs. Since Last Officer Report     | President Rotation     | Vice President Reported ****                  | Months Since Last Activity Report *** | Account Balance | Donations for current Fiscal Year |      |
|                               |                                |              | Number of times on status quo within last two years | If below 15 members appears |                   |                     |                | If net loss is greater than 20% appears |                            |  | If no report in 3 months appears in | When more than one year appears in | Number of repeat terms | Notes the officers that do not have an active | If no report at 12 months red         |                 |                                   |      |
| Clubs more than two years old |                                |              |   |                             |                   |                     |                |   |                            |  |                                     |                                    |                        |   |                                       |                 |                                   |      |
| 146                           | BREESE                         | 09/17/1936   | Active  | 41                          | 0                 | 2                   | -2             | -4.65%                                  | 43                         | 16   | 1                                   |                                    | 2                      | R   | M,SC                                  | 13              | 90+ Days                          |      |
| 149                           | CARLYLE                        | 08/21/1936   | Active  | 26                          | 0                 | 2                   | -2             | -7.14%                                  | 30                         | 27   | 4                                   |                                    | None                   | N   | P,M,SC                                | 10              |                                   |      |
| 150                           | CARMI                          | 05/28/1952   | Active  | 25                          | 1                 | 7                   | -6             | -19.35%                                 | 31                         | 7  | 0                                   |                                    |                        | N   | T,M,VP,SC                             | 15              |                                   |      |
| 156                           | CENTRAL CITY CENTRALIA         | 10/06/1965   | Active  | 33                          | 1                 | 10                  | -9             | -21.43%                                 | 39                         | 15   | 0                                   |                                    |                        | N   | P,M,VP                                | 16              |                                   |      |
| 134387                        | Central City Lioness           | 04/13/2018   | Active  | 38                          | 0                 | 0                   | 0              | 0.00%                                   | 39                         |  | 6                                   |                                    |                        | N   |                                       | 3               |                                   |      |
| 162                           | COLLINSVILLE                   | 02/20/1923   | Active  | 21                          | 1                 | 0                   | 1              | 5.00%                                   | 21                         |  | 0                                   |                                    |                        | N   | M                                     | 24              | \$100.00                          |      |
| 42507                         | COLLINSVILLE MARYVILLE EVENING | 04/15/1983   | Active  | 34                          | 0                 | 3                   | -3             | -8.11%                                  | 37                         | 14   | 1                                   |                                    |                        | N   |                                       | 0               | \$50.00                           |      |
| 163                           | COLUMBIA                       | 07/17/1952   | Active  | 21                          | 0                 | 0                   | 0              | 0.00%                                   | 22                         |  | 8                                   |                                    | 17                     |   | VP                                    | 14              | 90+ Days                          |      |
| 144733                        | Columbia 21st Century          | 12/30/2020   | Active  | 25                          | 0                 | 0                   | 0              | 0.00%                                   | 29                         |  | 0                                   |                                    |                        |   | M,VP                                  | 1               |                                   |      |
| 102544                        | DUPO EAST CARONDELET           | 06/23/2008   | Active  | 12                          | 0                 | 0                   | 0              | 0.00%                                   | 12                         |  | 10                                  |                                    | 3                      |   | VP                                    | 24+             |                                   |      |
| 102555                        | EAST SAINT LOUIS               | 06/26/2008   | Active(1)   | 7                           | 0                 | 0                   | 0              | 0.00%                                   | 7                          |  | 4                                   |                                    |                        | N   | M                                     | 9               |                                   |      |
| 173                           | FAIRFIELD                      | 12/12/1938   | Active  | 15                          | 0                 | 0                   | 0              | 0.00%                                   | 14                         |  | 9                                   |                                    | 4                      |   | T,M,VP                                | 12              |                                   |      |
| 177                           | GRAYVILLE                      | 08/22/1938   | Cancelled(6*)                                       | 0                           | 0                 | 20                  | -20            | -100.00%                                | 20                         | 18   | 0                                   |                                    | None                   |   | P,S,T,M,VP SC                         | 24+             |                                   |      |
| 187                           | LEBANON                        | 07/21/1950   | Active  | 20                          | 0                 | 1                   | -1             | -4.76%                                  | 21                         | 4  | 0                                   |                                    |                        | N   | SC                                    | 0               |                                   |      |
| Exc Award (06/30/2018)        |                                |              |   |                             |                   |                     |                |   |                            |  |                                     |                                    |                        |   |                                       |                 |                                   |      |
| 192                           | MASCOUTAH                      | 02/23/1952   | Active  | 34                          | 11                | 2                   | 9              | 36.00%                                  | 24                         | 25   | 0                                   |                                    |                        |   | P,VP                                  | 24+             |                                   |      |
| 38541                         | MASCOUTAH NOON                 | 06/09/1980   | Active  | 45                          | 0                 | 0                   | 0              | 0.00%                                   | 44                         |  | 9                                   |                                    | 2                      |   | VP                                    | 24+             |                                   |      |
| 195                           | MOUNT CARMEL                   | 07/30/1952   | Active  | 24                          | 0                 | 0                   | 0              | 0.00%                                   | 23                         |  | 8                                   |                                    | 2                      |   | T,M,VP                                | 12              |                                   |      |
| 196                           | MOUNT VERNON                   | 01/14/1924   | Active  | 23                          | 2                 | 0                   | 2              | 9.52%                                   | 21                         |  | 4                                   |                                    |                        | N   | S                                     | 24+             |                                   |      |
| 198                           | NASHVILLE                      | 05/31/1938   | Active  | 85                          | 0                 | 2                   | -2             | -2.30%                                  | 93                         | 11   | 1                                   |                                    |                        |   | P,VP,SC                               | 4               |                                   |      |
| 200                           | NEW BADEN                      | 11/22/1951   | Active  | 17                          | 0                 | 1                   | -1             | -5.56%                                  | 20                         | 23   | 1                                   |                                    |                        |   | T,M,VP                                | 9               |                                   |      |
| 201                           | NOBLE                          | 05/04/1938   | Active  | 21                          | 1                 | 0                   | 1              | 5.00%                                   | 22                         |  | 4                                   |                                    | 2                      |   | P,M,VP,SC                             | 2               |                                   |      |
| 30312                         | O'FALLON/FAIRVIEW HEIGHTS      | 03/06/1975   | Active  | 21                          | 1                 | 0                   | 1              | 5.00%                                   | 21                         |  | 5                                   |                                    | 6                      | R   | M                                     | 8               |                                   |      |
| 203                           | OKAWVILLE                      | 09/04/1930   | Active  | 60                          | 4                 | 1                   | 3              | 5.26%                                   | 56                         | 18   | 2                                   |                                    |                        | N   |                                       | 1               |                                   |      |



Club Health Assessment for District 1 CN through December 2024

|                           |                            |                           |   | Status                      |                   | Membership          |   |                  |                            |  |                                      | Reports                            |                                  |   |                                       |  | Finance                           |                            | LCIF                             |  |
|---------------------------|----------------------------|---------------------------|---|-----------------------------|-------------------|---------------------|---|------------------|----------------------------|--|--------------------------------------|------------------------------------|----------------------------------|---|---------------------------------------|--|-----------------------------------|----------------------------|----------------------------------|--|
| Club Number               | Club Name                  | Charter Date              |   | Current Member Count        | YTD Members Added | YTD Members Dropped | YTD Net Growth                          | YTD Net Growth%  | Member Count 12 Months Ago | Avg. length of service for dropped members | Months Since Last MMR ***            | Yrs. Since Last Officer Report     | President Rotation               | Vice President Reported ****                  | Months Since Last Activity Report *** | Account Balance                            | Donations for current Fiscal Year |                            |                                  |  |
|                           |                            |                           | Number of times on status quo within last two years | If below 15 members appears |                   |                     | If net loss is greater than 20% appears |                  |                            | If no report in 3 months appears in        |                                      | When more than one year appears in | Number of repeat terms           | Notes the officers that do not have an active |                                       | If no report at 12 months appears in red   |                                   |                            |                                  |  |
| 211                       | SALEM                      | 02/19/1936                | Active  | 59                          | 1                 | 0                   | 1                                       | 1.72%            | 59                         |  | 1                                    |                                    |                                  | T,M,VP  | 24+                                   |  |                                   |                            |                                  |  |
| 33809                     | SMITHTON                   | 05/18/1977                | Active  | 2                           | 0                 | 0                   | 0                                       | 0.00%            | 2                          |  | 9                                    |                                    | 3                                | VP  | 0                                     |  |                                   |                            |                                  |  |
| 210                       | ST JACOB                   | 10/26/1965                | Active  | 121                         | 4                 | 2                   | 2                                       | 1.68%            | 111                        | 6  | 0                                    |                                    |                                  | N   | VP                                    | 23   |                                   |                            |                                  |  |
| 218                       | SUMMERFIELD                | 06/27/1966                | Active  | 5                           | 0                 | 0                   | 0                                       | 0.00%            | 11                         |  | 8                                    |                                    | 8                                | M,VP  | 24+                                   |  |                                   |                            |                                  |  |
| 33810                     | SWANSEA-BELLEVILLE MIDTOWN | 05/11/1977                | Active  | 5                           | 0                 | 0                   | 0                                       | 0.00%            | 5                          |  | 10                                   |                                    |                                  | S,M,VP  | 24+                                   |  | \$2,000.00                        |                            |                                  |  |
| 222                       | TROY                       | 06/24/1938                | Active  | 17                          | 0                 | 1                   | -1                                      | -5.56%           | 19                         | 41   | 0                                    |                                    | 2                                | M,VP  | 10                                    |  |                                   |                            |                                  |  |
| 35512                     | VALMEYER                   | 05/08/1978                | Active  | 30                          | 0                 | 0                   | 0                                       | 0.00%            | 30                         |  | 9                                    |                                    | 3                                | VP  | 6                                     |  |                                   |                            |                                  |  |
| 223                       | WATERLOO                   | 12/20/1951                | Active  | 53                          | 10                | 2                   | 8                                       | 17.78%           | 53                         | 28   | 0                                    |                                    |                                  | N   | M                                     | 1  | \$6,525.00                        |                            |                                  |  |
| Current Total Clubs Count | YTD New Clubs Count        | YTD Cancelled Clubs Count | YTD Net Club Gain                                   | Current Total Members Count | YTD Add           | YTD Drop            | YTD Net Growth                          | YTD Net Growth % | Member Count 12 Months Ago | Average Member Count Per Club              | % of Clubs with less than 20 members | % No MMR in 3 Months               | % No Officer Report in 12 Months | % of Clubs with balance 90+ days              | Number of Clubs in Status Quo         | % Status Quo Clubs in Financial Suspension | Number of Cancelled Clubs         | Average Cancelled Club Age | Members Lost Due to Cancellation | % of Clubs Cancelled for Non-Financial Reasons |
| 30                        | 0                          | 1                         | -1  | 940                         | 37                | 56                  | -19                                     | -1.98%           | 979                        | 31   | 27%                                  | 50%                                | 0%                               | 3%  | 0                                     | 0%   | 1                                 | 86                         | 20                               | 100%   |

\* - P - Priority Club. Cancellation Reasons: 1-Objectives/conduct, 2-Non-active club, 5-Non-existing club, 6-Disbanding, 7-Merger, 8-Financial Suspension, 9-District/Multiple District Dues.  
\*\* - Abbreviation: P-President, S-Secretary, T-Treasurer, M-Member Chairperson, VP-First Vice President, MC-Communications Chairperson, SC-Service Chairperson  
\*\*\* - Abbreviation: N/R - Never reported using the Lions Clubs website, N/A - Not applicable, No password registered for the Lions Clubs website.  
\*\*\*\* - Abbreviation: N - New, IP - Immediate Past, R - Repeat.



# Club Health Assessment for District 1 CS through December 2024

|                               |                           |              | Status  | Membership                  |                   |                     |                |                 |   |  | Reports                   |                                     |                                    |                              |   | Finance                                  |                                   | LCIF |
|-------------------------------|---------------------------|--------------|---|-----------------------------|-------------------|---------------------|----------------|-----------------|---|--|---------------------------|-------------------------------------|------------------------------------|------------------------------|---|--|-----------------------------------|------|
| Club Number                   | Club Name                 | Charter Date |   | Current Member Count        | YTD Members Added | YTD Members Dropped | YTD Net Growth | YTD Net Growth% | Member Count 12 Months Ago              | Avg. length of service for dropped members | Months Since Last MMR *** | Yrs. Since Last Officer Report      | President Rotation                 | Vice President Reported **** | Months Since Last Activity Report ***         | Account Balance                          | Donations for current Fiscal Year |      |
|                               |                           |              | Number of times on status quo within last two years | If below 15 members appears |                   |                     |                |                 | If net loss is greater than 20% appears |  |                           | If no report in 3 months appears in | When more than one year appears in | Number of repeat terms       | Notes the officers that do not have an active | If no report at 12 months appears in red |                                   |      |
| Clubs more than two years old |                           |              |   |                             |                   |                     |                |                 |   |  |                           |                                     |                                    |                              |   |  |                                   |      |
| 145                           | BENTON                    | 03/12/1935   | Active  | 29                          | 4                 | 1                   | 3              | 11.54%          | 26                                      | 17   | 1                         |                                     | 7                                  | P,M,VP,SC                    | 24+   |  |                                   |      |
| 148                           | CARBONDALE                | 07/15/1921   | Active  | 42                          | 0                 | 0                   | 0              | 0.00%           | 48                                      |  | 3                         |                                     |                                    | M,VP,SC                      | 10  |  |                                   |      |
| 152                           | CARTERVILLE               | 05/18/1922   | Active  | 29                          | 0                 | 0                   | 0              | 0.00%           | 29                                      |  | 4                         |                                     |                                    | T,VP,SC                      | 8   |  |                                   |      |
| 158                           | CHESTER                   | 04/20/1936   | Active  | 19                          | 5                 | 0                   | 5              | 35.71%          | 14                                      |  | 2                         |                                     |                                    | M,VP,SC                      | N/R   |  | \$100.00                          |      |
| 159                           | CHRISTOPHER               | 02/07/1924   | Active  | 27                          | 4                 | 1                   | 3              | 12.50%          | 23                                      | 57   | 0                         |                                     | 2                                  | N                            | SC  | 0  |                                   |      |
| Exc Award (06/30/2024)        |                           |              |   |                             |                   |                     |                |                 |   |  |                           |                                     |                                    |                              |   |  |                                   |      |
| 161                           | COBDEN                    | 04/21/1938   | Active(1)   | 36                          | 0                 | 0                   | 0              | 0.00%           | 36                                      |  | 18                        |                                     |                                    | P,M,VP,SC                    | 12  |  |                                   |      |
| 165                           | DESOTO                    | 06/19/1970   | Active(1)   | 16                          | 0                 | 1                   | -1             | -5.88%          | 17                                      | 6  | 2                         |                                     | 10                                 | P,M,VP,SC                    | N/R   |  |                                   |      |
| 167                           | DU QUOIN                  | 03/10/1936   | Active(1)   | 9                           | 0                 | 0                   | 0              | 0.00%           | 9                                       |  | 19                        |                                     | 9                                  | P,S,M,VP,SC                  | N/R   |  |                                   |      |
| 170                           | ELDORADO                  | 11/23/1922   | Active  | 24                          | 1                 | 0                   | 1              | 4.35%           | 26                                      |  | 3                         |                                     |                                    | N                            | T,SC  | 1  |                                   |      |
| Exc Award (06/30/2023)        |                           |              |   |                             |                   |                     |                |                 |   |  |                           |                                     |                                    |                              |   |  |                                   |      |
| 176                           | GALATIA                   | 03/09/1973   | Active(1)   | 19                          | 0                 | 0                   | 0              | 0.00%           | 19                                      |  | 13                        |                                     | 20                                 | P,T,M,VP,SC                  | 24+   |  |                                   |      |
| 47941                         | HARRISBURG TOWN & COUNTRY | 12/14/1987   | Active  | 14                          | 0                 | 3                   | -3             | -17.65%         | 21                                      | 12   | 1                         |                                     |                                    | P,M,VP,SC                    | 24+   |  |                                   |      |
| 179                           | HERRIN-ENERGY             | 06/06/1922   | Active  | 12                          | 0                 | 0                   | 0              | 0.00%           | 12                                      |  | 5                         |                                     | 6                                  | S,M,VP,SC                    | 7   |  |                                   |      |
| 66804                         | JOHNSTON CITY             | 11/05/2002   | Active  | 12                          | 0                 | 0                   | 0              | 0.00%           | 14                                      |  | 9                         |                                     | 2                                  | R                            | M,VP,SC                                       | 1  |                                   |      |
| 188                           | LENZBURG                  | 03/14/1963   | Active  | 6                           | 0                 | 1                   | -1             | -14.29%         | 7                                       | 19   | 5                         |                                     | 9                                  | P,S,M,VP,SC                  | N/R   |  |                                   |      |
| 190                           | MARION                    | 04/24/1923   | Active  | 30                          | 0                 | 1                   | -1             | -3.23%          | 32                                      | 10   | 1                         |                                     | 6                                  | N                            | VP,SC   | 4  |                                   |      |
| 193                           | METROPOLIS                | 01/24/1941   | Active  | 15                          | 0                 | 0                   | 0              | 0.00%           | 14                                      |  | 8                         |                                     |                                    | IP                           | T,M,VP,SC                                     | 24+                                      |                                   |      |
| 194                           | MOUNDS                    | 11/02/1959   | Active  | 15                          | 0                 | 1                   | -1             | -6.25%          | 17                                      | 52   | 0                         |                                     | 4                                  |                              | M,VP,SC                                       | 0  |                                   |      |
| Exc Award (06/30/2018)        |                           |              |   |                             |                   |                     |                |                 |   |  |                           |                                     |                                    |                              |   |  |                                   |      |
| 199                           | NEW ATHENS                | 12/20/1951   | Active  | 9                           | 0                 | 0                   | 0              | 0.00%           | 11                                      |  | 8                         |                                     | 5                                  | P,M,VP,SC                    | 24+   |  |                                   |      |
| 206                           | RED BUD                   | 05/06/1935   | Active  | 43                          | 0                 | 10                  | -10            | -18.87%         | 55                                      | 32   | 2                         |                                     |                                    | M,VP,SC                      | 24+   | 90+ Days                                 |                                   |      |
| 216                           | SPARTA                    | 05/15/1939   | Active  | 42                          | 1                 | 0                   | 1              | 2.44%           | 41                                      |  | 0                         |                                     |                                    | N                            | VP,SC   | 0  |                                   |      |
| Exc Award (06/30/2024)        |                           |              |   |                             |                   |                     |                |                 |   |  |                           |                                     |                                    |                              |   |  |                                   |      |
| 217                           | STEELEVILLE               | 05/04/1936   | Active  | 10                          | 0                 | 0                   | 0              | 0.00%           | 11                                      |  | 9                         |                                     |                                    | P,T,M,VP,SC                  | 0   |  |                                   |      |



## Club Health Assessment for District 1 CS through December 2024

|                           |                     |                           |                   | Status  |                             |                   |                     |                  |   |                               | Membership                                 |                                     |                                    |                                  |   |  |                           | Reports                           |                                  |  |  |  | Finance |  | LCIF |
|---------------------------|---------------------|---------------------------|-------------------|---|-----------------------------|-------------------|---------------------|------------------|---|-------------------------------|--|-------------------------------------|------------------------------------|----------------------------------|---|--|---------------------------|-----------------------------------|----------------------------------|--|--|--|---------|--|------|
| Club Number               | Club Name           | Charter Date              |                   |   | Current Member Count        | YTD Members Added | YTD Members Dropped | YTD Net Growth   | YTD Net Growth%                         | Member Count 12 Months Ago    | Avg. length of service for dropped members | Months Since Last MMR ***           | Yrs. Since Last Officer Report     | President Rotation               | Vice President Reported ****                  | Months Since Last Activity Report ***      | Account Balance           | Donations for current Fiscal Year |                                  |  |  |  |         |  |      |
|                           |                     |                           |                   | Number of times on status quo within last two years | If below 15 members appears |                   |                     |                  | If net loss is greater than 20% appears |                               |  | If no report in 3 months appears in | When more than one year appears in | Number of repeat terms           | Notes the officers that do not have an active | If no report at 12 months appears in red   |                           |                                   |                                  |  |  |  |         |  |      |
| 221                       | TRICO               | 04/14/1955                |                   | Active  | 10                          | 0                 | 0                   | 0                | 0.00%                                   | 11                            |  | 4                                   |                                    |                                  | P,T,M,VP,SC                                   | N/R  |                           |                                   |                                  |  |  |  |         |  |      |
| 224                       | WEST FRANKFORT      | 10/19/1922                |                   | Active  | 29                          | 1                 | 2                   | -1               | -3.33%                                  | 30                            | 14   | 0                                   |                                    | N                                | SC  | 1  |                           |                                   |                                  |  |  |  |         |  |      |
| Current Total Clubs Count | YTD New Clubs Count | YTD Cancelled Clubs Count | YTD Net Club Gain | Current Total Members Count                         | YTD Add                     | YTD Drop          | YTD Net Growth      | YTD Net Growth % | Member Count 12 Months Ago              | Average Member Count Per Club | % of Clubs with less than 20 members       | % No MMR in 3 Months                | % No Officer Report in 12 Months   | % of Clubs with balance 90+ days | Number of Clubs in Status Quo                 | % Status Quo Clubs in Financial Suspension | Number of Cancelled Clubs | Average Cancelled Club Age        | Members Lost Due to Cancellation | % of Clubs Cancelled for Non-Financial Reasons |  |  |         |  |      |
| 23                        | 0                   | 0                         | 0                 | 497   | 16                          | 21                | -5                  | -1.00%           | 523                                     | 22                            | 57%  | 57%                                 | 0%                                 | 4%                               | 0   | 0%   | 0                         | 0                                 | 0                                | 0%   |  |  |         |  |      |

\* - P - Priority Club. Cancellation Reasons: 1-Objectives/conduct, 2-Non-active club, 5-Non-existing club, 6-Disbanding, 7-Merger, 8-Financial Suspension, 9-District/Multiple District Dues.

\*\* - Abbreviation: P-President, S-Secretary, T-Treasurer, M-Member Chairperson, VP-First Vice President, MC-Communications Chairperson, SC-Service Chairperson

\*\*\* - Abbreviation: N/R - Never reported using the Lions Clubs website, N/A - Not applicable, No password registered for the Lions Clubs website.

\*\*\*\* - Abbreviation: N - New, IP - Immediate Past, R - Repeat.



# Club Health Assessment for District 1 D through December 2024

|                                    |               |              | Status  | Membership                  |                   |                     |                |                 |   |  | Reports                   |                                     |                                    |                              |   | Finance                                  |                                   | LCIF |
|------------------------------------|---------------|--------------|---|-----------------------------|-------------------|---------------------|----------------|-----------------|---|--|---------------------------|-------------------------------------|------------------------------------|------------------------------|---|--|-----------------------------------|------|
| Club Number                        | Club Name     | Charter Date |   | Current Member Count        | YTD Members Added | YTD Members Dropped | YTD Net Growth | YTD Net Growth% | Member Count 12 Months Ago              | Avg. length of service for dropped members | Months Since Last MMR *** | Yrs. Since Last Officer Report      | President Rotation                 | Vice President Reported **** | Months Since Last Activity Report ***         | Account Balance                          | Donations for current Fiscal Year |      |
|                                    |               |              | Number of times on status quo within last two years | If below 15 members appears |                   |                     |                |                 | If net loss is greater than 20% appears |  |                           | If no report in 3 months appears in | When more than one year appears in | Number of repeat terms       | Notes the officers that do not have an active | If no report at 12 months appears in red |                                   |      |
| Clubs less than two years old      |               |              |   |                             |                   |                     |                |                 |   |  |                           |                                     |                                    |                              |   |  |                                   |      |
| 177925                             | Rockford 815  | 08/28/2024   | Active  | 25                          | 25                | 0                   | 25             | 100.00%         | 0                                       |  | 2                         |                                     |                                    |                              | VP,SC   | N/R                                      | 90+ Days                          |      |
| Clubs more than two years old      |               |              |   |                             |                   |                     |                |                 |   |  |                           |                                     |                                    |                              |   |  |                                   |      |
| 225                                | ALBANY        | 05/11/1970   | Active  | 20                          | 0                 | 0                   | 0              | 0.00%           | 19                                      |  | 5                         |                                     | 7                                  |                              | T,M,VP,SC                                     | 24+                                      | \$750.00                          |      |
| 226                                | AMBOY         | 01/22/1948   | Active  | 40                          | 0                 | 0                   | 0              | 0.00%           | 39                                      |  | 7                         |                                     | 2                                  | R                            | SC  | 16                                       |                                   |      |
| Exc Award (06/30/2019)             |               |              |   |                             |                   |                     |                |                 |   |  |                           |                                     |                                    |                              |   |  |                                   |      |
| 227                                | APPLE RIVER   | 03/07/1946   | Active  | 35                          | 1                 | 3                   | -2             | -5.41%          | 37                                      | 40   | 3                         |                                     |                                    | N                            | M,SC  | 24+                                      |                                   |      |
| 229                                | BELVIDERE     | 04/16/1946   | Active  | 43                          | 5                 | 4                   | 1              | 2.38%           | 41                                      | 2  | 4                         |                                     |                                    | N                            |   | 1  |                                   |      |
| Exc Award (06/30/2019, 06/30/2023) |               |              |   |                             |                   |                     |                |                 |   |  |                           |                                     |                                    |                              |   |  |                                   |      |
| 230                                | BYRON         | 05/20/1960   | Active  | 42                          | 0                 | 0                   | 0              | 0.00%           | 43                                      |  | 6                         |                                     | 11                                 | R                            | M,SC  | 24+                                      |                                   |      |
| 231                                | CAPRON        | 03/30/1955   | Active  | 29                          | 4                 | 5                   | -1             | -3.33%          | 27                                      | 14   | 0                         |                                     | 2                                  | R                            | SC  | 0  |                                   |      |
| 51571                              | CEDARVILLE    | 04/25/1991   | Active  | 18                          | 1                 | 3                   | -2             | -10.00%         | 20                                      | 7  | 2                         |                                     |                                    | N                            | M,SC  | 0  |                                   |      |
| 232                                | CHADWICK      | 04/19/1963   | Active  | 18                          | 0                 | 0                   | 0              | 0.00%           | 18                                      |  | 8                         |                                     | 2                                  | R                            | M   | 17                                       |                                   |      |
| 235                                | DIXON EVENING | 03/10/1964   | Active  | 15                          | 0                 | 0                   | 0              | 0.00%           | 16                                      |  | 5                         |                                     |                                    |                              | T,M,VP,SC                                     | 24+                                      |                                   |      |
| 132258                             | Dixon Lioness | 07/27/2017   | Active  | 21                          | 0                 | 0                   | 0              | 0.00%           | 21                                      |  | 5                         |                                     | 2                                  |                              | M,VP,SC                                       | 21                                       | \$250.00                          |      |
| 234                                | DIXON NOON    | 04/23/1936   | Active  | 16                          | 0                 | 0                   | 0              | 0.00%           | 16                                      |  | 4                         |                                     |                                    |                              | S,T,M,VP,SC                                   | 24+                                      | \$200.00                          |      |
| 236                                | DURAND        | 06/29/1973   | Active  | 41                          | 2                 | 1                   | 1              | 2.50%           | 36                                      | 6  | 0                         |                                     |                                    | N                            | SC  | 24+                                      |                                   |      |
| 237                                | EAST DUBUQUE  | 06/22/1936   | Active  | 25                          | 0                 | 1                   | -1             | -3.85%          | 22                                      | 10   | 0                         |                                     | 3                                  | R                            | P,S,M,SC                                      | 20                                       |                                   |      |
| 240                                | FORRESTON     | 05/22/1963   | Active  | 26                          | 0                 | 0                   | 0              | 0.00%           | 26                                      |  | 5                         |                                     | 3                                  |                              | M,VP,SC                                       | 24+                                      |                                   |      |
| 242                                | FREEPORT      | 03/26/1936   | Active  | 31                          | 2                 | 0                   | 2              | 6.90%           | 28                                      |  | 1                         |                                     |                                    | N                            |   | 2  | \$250.00                          |      |
| Exc Award (06/30/2023)             |               |              |   |                             |                   |                     |                |                 |   |  |                           |                                     |                                    |                              |   |  |                                   |      |
| 244                                | GALENA        | 09/14/1936   | Active  | 34                          | 2                 | 2                   | 0              | 0.00%           | 34                                      | 3  | 0                         |                                     | 2                                  | R                            |   | 0  | \$1,000.00                        |      |
| 245                                | GENOA         | 10/28/1952   | Active  | 23                          | 2                 | 4                   | -2             | -8.00%          | 26                                      | 12   | 0                         |                                     |                                    |                              | T,M,VP,SC                                     | 5  |                                   |      |
| 38247                              | GERMAN VALLEY | 04/28/1980   | Active  | 31                          | 0                 | 0                   | 0              | 0.00%           | 31                                      |  | 0                         |                                     | 3                                  | N                            |   | 0  |                                   |      |
| Exc Award (06/30/2023)             |               |              |   |                             |                   |                     |                |                 |   |  |                           |                                     |                                    |                              |   |  |                                   |      |
| 248                                | KIRKLAND      | 08/04/1948   | Active  | 73                          | 9                 | 2                   | 7              | 10.61%          | 59                                      | 9  | 2                         |                                     |                                    | N                            | M,SC  | 9  | \$1,100.00                        |      |




# Club Health Assessment for District 1 D through December 2024

|  |               |              | Status  | Membership                  |                   |                     |                |                 |   |  | Reports                   |                                |                    |                                     |                                       | Finance                |   | LCIF                          |  |
|--|---------------|--------------|---|-----------------------------|-------------------|---------------------|----------------|-----------------|---|--|---------------------------|--------------------------------|--------------------|-------------------------------------|---------------------------------------|------------------------|---|-------------------------------|--|
| Club Number                                  | Club Name     | Charter Date |   | Current Member Count        | YTD Members Added | YTD Members Dropped | YTD Net Growth | YTD Net Growth% | Member Count 12 Months Ago              | Avg. length of service for dropped members | Months Since Last MMR *** | Yrs. Since Last Officer Report | President Rotation | Vice President Reported ****        | Months Since Last Activity Report *** | Account Balance        | Donations for current Fiscal Year             |                               |  |
|  |               |              | Number of times on status quo within last two years | If below 15 members appears |                   |                     |                |                 | If net loss is greater than 20% appears |  |                           |                                |                    | If no report in 3 months appears in | When more than one year appears in    | Number of repeat terms | Notes the officers that do not have an active | If no report at 12 months red |  |
| 249  | LANARK        | 06/11/1956   | Active  | 43                          | 3                 | 1                   | 2              | 4.88%           | 43                                      | 0  | 4                         |                                |                    | N                                   | SC                                    | 0                      |   |                               |  |
| 250  | LEAF RIVER    | 03/11/1957   | Active  | 18                          | 1                 | 4                   | -3             | -14.29%         | 21                                      | 20   | 0                         |                                | None               |                                     | P,M,VP                                | 1                      |   | \$200.00                      |  |
| Exc Award (06/30/2019)                       |               |              |   |                             |                   |                     |                |                 |   |  |                           |                                |                    |                                     |                                       |                        |   |                               |  |
| 251  | LENA          | 06/01/1949   | Active  | 76                          | 3                 | 6                   | -3             | -3.80%          | 82                                      | 19   | 2                         |                                |                    | N                                   | SC                                    | 1                      |   |                               |  |
| Exc Award (06/30/2019)                       |               |              |   |                             |                   |                     |                |                 |   |  |                           |                                |                    |                                     |                                       |                        |   |                               |  |
| 252  | LOVES PARK    | 10/23/1950   | Active  | 26                          | 0                 | 0                   | 0              | 0.00%           | 26                                      |  | 7                         |                                |                    | N                                   | SC                                    | 12                     |   | \$100.00                      |  |
| 122671                                       | MACKTOWN      | 06/30/2014   | Active  | 5                           | 0                 | 0                   | 0              | 0.00%           | 5                                       |  | 18                        |                                | 7                  | R                                   | M,SC                                  | 24+                    |   |                               |  |
| 256  | MORRISON      | 09/29/1938   | Active  | 24                          | 0                 | 1                   | -1             | -4.00%          | 25                                      | 35   | 4                         |                                |                    | N                                   |                                       | 0                      |   | \$250.00                      |  |
| 257  | MOUNT CARROLL | 04/16/1948   | Active  | 38                          | 3                 | 1                   | 2              | 5.56%           | 36                                      | 1  | 0                         |                                |                    | N                                   | SC                                    | 0                      |   |                               |  |
| 122012                                       | Orangeville   | 04/28/2014   | Active  | 24                          | 0                 | 0                   | 0              | 0.00%           | 30                                      |  | 6                         |                                |                    | N                                   | T,M,SC                                | 4                      |   |                               |  |
| Exc Award (06/30/2022)                       |               |              |   |                             |                   |                     |                |                 |   |  |                           |                                |                    |                                     |                                       |                        |   |                               |  |
| 259  | OREGON        | 07/08/1952   | Active  | 46                          | 6                 | 7                   | -1             | -2.13%          | 45                                      | 8  | 1                         |                                |                    | N                                   | M,SC                                  | 1                      |   |                               |  |
| Exc Award (06/30/2022, 06/30/2024)           |               |              |   |                             |                   |                     |                |                 |   |  |                           |                                |                    |                                     |                                       |                        |   |                               |  |
| 260  | PAW PAW       | 04/11/1946   | Active  | 69                          | 3                 | 0                   | 3              | 4.55%           | 67                                      |  | 2                         |                                |                    |                                     | M,VP,SC                               | 15                     | 90+ Days                                      |                               |  |
| 261  | PEARL CITY    | 10/21/1954   | Active(1)   | 35                          | 0                 | 3                   | -3             | -7.89%          | 34                                      | 5  | 3                         |                                |                    |                                     | T,M,VP,SC                             | 0                      |   | \$1,000.00                    |  |
| Exc Award (06/30/2019)                       |               |              |   |                             |                   |                     |                |                 |   |  |                           |                                |                    |                                     |                                       |                        |   |                               |  |
| 262  | PECATONICA    | 06/02/1961   | Active  | 23                          | 5                 | 0                   | 5              | 27.78%          | 17                                      |  | 1                         |                                | 8                  |                                     | VP,SC                                 | 0                      |   |                               |  |
| 263  | POLO          | 02/17/1948   | Active  | 52                          | 0                 | 2                   | -2             | -3.70%          | 61                                      | 50   | 1                         |                                |                    | N                                   | M,SC                                  | 5                      |   |                               |  |
| 264  | POPLAR GROVE  | 02/21/1961   | Active  | 39                          | 2                 | 0                   | 2              | 5.41%           | 37                                      |  | 5                         |                                | 2                  |                                     | T,VP,SC                               | 24+                    |   |                               |  |
| 265  | PROPHETSTOWN  | 12/11/1947   | Active  | 17                          | 0                 | 0                   | 0              | 0.00%           | 17                                      |  | 5                         |                                |                    |                                     | T,M,VP,SC                             | 24+                    |   |                               |  |
| 266  | ROCHELLE      | 08/22/1951   | Active  | 17                          | 2                 | 1                   | 1              | 6.25%           | 15                                      | 49   | 0                         |                                | 2                  |                                     | M,VP,SC                               | 8                      |   |                               |  |
| 268  | ROCKFORD      | 02/03/1920   | Active  | 43                          | 1                 | 3                   | -2             | -4.44%          | 55                                      | 2  | 1                         |                                |                    |                                     | M,VP,SC                               | 17                     |   | \$120.00                      |  |
| Exc Award (06/30/2016, 06/30/2017, 06/30/20) |               |              |   |                             |                   |                     |                |                 |   |  |                           |                                |                    |                                     |                                       |                        |   |                               |  |
| 270  | ROCKTON       | 12/14/1938   | Active  | 64                          | 0                 | 0                   | 0              | 0.00%           | 57                                      |  | 7                         |                                | 3                  | N                                   | SC                                    | 24+                    |   |                               |  |
| Exc Award (06/30/2016)                       |               |              |   |                             |                   |                     |                |                 |   |  |                           |                                |                    |                                     |                                       |                        |   |                               |  |
| 271  | ROSCOE        | 06/12/1961   | Active  | 21                          | 1                 | 1                   | 0              | 0.00%           | 22                                      | 26   | 4                         |                                |                    | IP                                  | P,M,SC                                | 24+                    |   |                               |  |
| 272  | SAVANNA       | 09/20/1927   | Active  | 24                          | 2                 | 0                   | 2              | 9.09%           | 18                                      |  | 2                         |                                | 17                 |                                     | M,VP,SC                               | 24+                    |   |                               |  |



## Club Health Assessment for District 1 D through December 2024

|  |                 |              | Status  | Membership                  |                   |                     |                |   |                            |  | Reports                             |                                    |                        |   |  | Finance         | LCIF                              |  |
|--|-----------------|--------------|---|-----------------------------|-------------------|---------------------|----------------|---|----------------------------|--|-------------------------------------|------------------------------------|------------------------|---|--|-----------------|-----------------------------------|--|
| Club Number  | Club Name       | Charter Date |   | Current Member Count        | YTD Members Added | YTD Members Dropped | YTD Net Growth | YTD Net Growth%                         | Member Count 12 Months Ago | Avg. length of service for dropped members | Months Since Last MMR ***           | Yrs. Since Last Officer Report     | President Rotation     | Vice President Reported ****                  | Months Since Last Activity Report ***    | Account Balance | Donations for current Fiscal Year |  |
|  |                 |              | Number of times on status quo within last two years | If below 15 members appears |                   |                     |                | If net loss is greater than 20% appears |                            |  | If no report in 3 months appears in | When more than one year appears in | Number of repeat terms | Notes the officers that do not have an active | If no report at 12 months appears in red |                 |                                   |  |
| 274  | SHANNON         | 08/12/1955   | Active  | 22                          | 0                 | 0                   | 0              | 0.00%                                   | 24                         |  | 5                                   |                                    | 5                      | T,M,VP,SC                                     | 24+                                      | 90+ Days        |                                   |  |
| 275  | SOUTH BELOIT    | 05/16/1944   | Active  | 30                          | 0                 | 0                   | 0              | 0.00%                                   | 25                         |  | 6                                   |                                    |                        | T,M,VP,SC                                     | 24+                                      |                 |                                   |  |
| 278  | STILLMAN VALLEY | 04/16/1956   | Active  | 18                          | 0                 | 1                   | -1             | -5.26%                                  | 20                         | 46   | 2                                   |                                    | 3                      | N   | T,VP,SC                                  |                 | 24+                               |  |
| 279  | STOCKTON        | 05/07/1945   | Active  | 17                          | 0                 | 0                   | 0              | 0.00%                                   | 18                         |  | 5                                   |                                    | 12                     | T,M,VP,SC                                     | 24+                                      |                 |                                   |  |
| 280  | TAMPICO         | 08/29/1957   | Active  | 8                           | 0                 | 2                   | -2             | -20.00%                                 | 9                          | 10   | 1                                   |                                    | 4                      | N   | SC                                       |                 | 24+                               |  |
| 281  | THOMSON         | 07/22/1957   | Active  | 10                          | 0                 | 0                   | 0              | 0.00%                                   | 10                         |  | 5                                   |                                    | 19                     |   | S,T,M,VP,SC                              |                 | 24+                               |  |
| 282  | WARREN          | 08/23/1949   | Active  | 19                          | 1                 | 1                   | 0              | 0.00%                                   | 20                         | 19   | 4                                   |                                    |                        | N   | M,VP,SC                                  |                 | 24+                               |  |
| 283  | WINNEBAGO       | 05/29/1961   | Active  | 19                          | 2                 | 0                   | 2              | 11.76%                                  | 17                         |  | 1                                   |                                    |                        |   | M,VP,SC                                  |                 | 12                                |  |

Clubs Cancelled Previous Fiscal Year – Clubs Cancelled within last 12 months may be reinstated

| Club Number | Club Name | Charter Date | Current Status* | Cancellation Date |
|-------------|-----------|--------------|-----------------|-------------------|
| 228         | ASHTON    | 06/16/1954   | Cancelled(6*)   | 06/29/2024        |

| Current Total Clubs Count | YTD New Clubs Count | YTD Cancelled Clubs Count | YTD Net Club Gain | Current Total Members Count | YTD Add | YTD Drop | YTD Net Growth | YTD Net Growth % | Member Count 12 Months Ago | Average Member Count Per Club | % of Clubs with less than 20 members | % No MMR in 3 Months | % No Officer Report in 12 Months | % of Clubs with balance 90+ days | Number of Clubs in Status Quo | % Status Quo Clubs in Financial Suspension | Number of Cancelled Clubs | Average Cancelled Club Age | Members Lost Due to Cancellation | % of Clubs Cancelled for Non-Financial Reasons |
|---------------------------|---------------------|---------------------------|-------------------|-----------------------------|---------|----------|----------------|------------------|----------------------------|-------------------------------|--------------------------------------|----------------------|----------------------------------|----------------------------------|-------------------------------|--|---------------------------|----------------------------|----------------------------------|--|
| 48                        | 1                   | 0                         | 1                 | 1,453                       | 88      | 59       | 29             | 2.04%            | 1,415                      | 30                            | 29%                                  | 52%                  | 0%                               | 6%                               | 0                             | 0%   | 0                         | 0                          | 0                                | 0%   |

\* - P - Priority Club. Cancellation Reasons: 1-Objectives/conduct, 2-Non-active club, 5-Non-existing club, 6-Disbanding, 7-Merger, 8-Financial Suspension, 9-District/Multiple District Dues.

\*\* - Abbreviation: P-President, S-Secretary, T-Treasurer, M-Member Chairperson, VP-First Vice President, MC-Communications Chairperson, SC-Service Chairperson

\*\*\* - Abbreviation: N/R - Never reported using the Lions Clubs website, N/A - Not applicable, No password registered for the Lions Clubs website.

\*\*\*\* - Abbreviation: N - New, IP - Immediate Past, R - Repeat.






## Club Health Assessment for District 1 F through December 2024

| Club Number                          | Club Name              | Charter Date | Status  | Membership                  |                   |                     |                |   |                            |  | Reports                             |                                    |                        |   |                                       | Finance         | LCIF                              |
|--------------------------------------|------------------------|--------------|---|-----------------------------|-------------------|---------------------|----------------|---|----------------------------|--|-------------------------------------|------------------------------------|------------------------|---|---------------------------------------|-----------------|-----------------------------------|
|                                      |                        |              |   | Current Member Count        | YTD Members Added | YTD Members Dropped | YTD Net Growth | YTD Net Growth%                         | Member Count 12 Months Ago | Avg. length of service for dropped members | Months Since Last MMR ***           | Yrs. Since Last Officer Report     | President Rotation     | Vice President Reported ****                  | Months Since Last Activity Report *** | Account Balance | Donations for current Fiscal Year |
|                                      |                        |              | Number of times on status quo within last two years | If below 15 members appears |                   |                     |                | If net loss is greater than 20% appears |                            |  | If no report in 3 months appears in | When more than one year appears in | Number of repeat terms | Notes the officers that do not have an active | If no report at 12 months red         |                 |                                   |
| <b>Clubs more than two years old</b> |                        |              |   |                             |                   |                     |                |   |                            |  |                                     |                                    |                        |   |                                       |                 |                                   |
| 362                                  | ANTIOCH                | 07/16/1937   | Active  | 98                          | 12                | 6                   | 6              | 6.52%                                   | 90                         | 2  | 1                                   |                                    |                        | M,VP,SC                                       | 1                                     |                 |                                   |
| 363                                  | ARLINGTON HEIGHTS      | 09/25/1925   | Active  | 31                          | 0                 | 2                   | -2             | -6.06%                                  | 32                         | 1  | 0                                   |                                    | 2                      | R   | M,SC                                  | 1               |                                   |
| 364                                  | BARRINGTON             | 10/15/1925   | Active  | 54                          | 3                 | 1                   | 2              | 3.85%                                   | 43                         | 8  | 0                                   |                                    |                        | M,VP,SC                                       | N/R                                   |                 | \$1,000.00                        |
| 120169                               | Buffalo Grove          | 08/16/2013   | Active  | 13                          | 0                 | 0                   | 0              | 0.00%                                   | 13                         |  | 5                                   |                                    | 4                      | M,VP,SC                                       | 24+                                   |                 |                                   |
| 367                                  | DEERFIELD              | 01/28/1949   | Active  | 16                          | 0                 | 0                   | 0              | 0.00%                                   | 16                         |  | 2                                   |                                    | 2                      | M,VP,SC                                       | N/R                                   |                 |                                   |
| 368                                  | DES PLAINES            | 05/06/1924   | Active  | 5                           | 1                 | 1                   | 0              | 0.00%                                   | 8                          | 28   | 0                                   |                                    | 2                      | N   | M,SC                                  | 2               |                                   |
|                                      | Exc Award (06/30/2023) |              |   |                             |                   |                     |                |   |                            |  |                                     |                                    |                        |   |                                       |                 |                                   |
| 369                                  | ELK GROVE VILLAGE      | 10/28/1958   | Active  | 22                          | 0                 | 3                   | -3             | -12.00%                                 | 25                         | 6  | 1                                   |                                    |                        | M,VP,SC                                       | 7                                     |                 |                                   |
| 111092                               | EVANSTON SUNRISE       | 05/25/2011   | Active  | 14                          | 2                 | 1                   | 1              | 7.69%                                   | 11                         | 12   | 2                                   |                                    |                        | IP  | M,SC                                  | 5               | \$100.00                          |
| 372                                  | FOX LAKE               | 10/15/1948   | Active  | 18                          | 4                 | 1                   | 3              | 20.00%                                  | 17                         | 6  | 1                                   |                                    |                        | IP  | M,SC                                  | 24+             |                                   |
| 373                                  | GAGEWOOD               | 05/20/1959   | Active  | 29                          | 0                 | 0                   | 0              | 0.00%                                   | 31                         |  | 3                                   |                                    | 2                      | P,M,VP,SC                                     | 24+                                   |                 | \$125.00                          |
| 375                                  | GLENVIEW               | 08/21/1950   | Active  | 20                          | 0                 | 0                   | 0              | 0.00%                                   | 19                         |  | 3                                   |                                    | 3                      | M,VP,SC                                       | 24+                                   |                 | \$200.00                          |
| 376                                  | GRAYSLAKE              | 05/29/1940   | Active  | 47                          | 7                 | 1                   | 6              | 14.63%                                  | 44                         | 0  | 0                                   |                                    |                        | IP  | M,SC                                  | 2               |                                   |
| 380                                  | LAKE FOREST LAKE BLUFF | 04/03/1950   | Active  | 29                          | 0                 | 0                   | 0              | 0.00%                                   | 29                         |  | 3                                   |                                    | 2                      | M,VP,SC                                       | 24+                                   |                 | \$4,000.00                        |
| 381                                  | LAKE VILLA TOWNSHIP    | 06/04/1963   | Active  | 30                          | 0                 | 1                   | -1             | -3.23%                                  | 33                         | 1  | 3                                   |                                    | None                   | N   | P,SC                                  | 15              | \$1,000.00                        |
|                                      | Exc Award (06/30/2017) |              |   |                             |                   |                     |                |   |                            |  |                                     |                                    |                        |   |                                       |                 |                                   |
| 382                                  | LAKE ZURICH            | 08/01/1939   | Active  | 64                          | 3                 | 0                   | 3              | 4.92%                                   | 59                         |  | 2                                   |                                    | 2                      | VP,SC   | 5                                     |                 |                                   |
| 43064                                | LONG GROVE             | 10/28/1983   | Active  | 31                          | 0                 | 0                   | 0              | 0.00%                                   | 31                         |  | 9                                   |                                    | 3                      | R   | VP,SC                                 | N/R             |                                   |
| 385                                  | MOUNT PROSPECT         | 03/01/1934   | Active  | 86                          | 2                 | 4                   | -2             | -2.27%                                  | 82                         | 17   | 1                                   |                                    |                        | N   | SC                                    | 1               |                                   |
|                                      | Exc Award (06/30/2016) |              |   |                             |                   |                     |                |   |                            |  |                                     |                                    |                        |   |                                       |                 |                                   |
| 387                                  | NILES                  | 02/27/1953   | Active  | 23                          | 0                 | 0                   | 0              | 0.00%                                   | 30                         |  | 6                                   |                                    |                        | M,VP,SC                                       | 24+                                   |                 |                                   |
| 389                                  | NORTH CHICAGO          | 11/15/1954   | Active  | 12                          | 0                 | 0                   | 0              | 0.00%                                   | 12                         |  | 3                                   |                                    | 20                     | M,VP,SC                                       | 24+                                   |                 |                                   |
| 391                                  | PALATINE               | 09/29/1925   | Active  | 19                          | 0                 | 1                   | -1             | -5.00%                                  | 18                         | 18   | 0                                   |                                    | 5                      | M,VP,SC                                       | 24+                                   |                 | \$1,500.00                        |
| 393                                  | PARK RIDGE             | 06/30/1947   | Active  | 19                          | 0                 | 2                   | -2             | -9.52%                                  | 21                         | 4  | 1                                   |                                    | 12                     | M,VP,SC                                       | 16                                    |                 |                                   |
| 394                                  | PROSPECT HEIGHTS       | 01/29/1954   | Active  | 21                          | 6                 | 4                   | 2              | 10.53%                                  | 19                         | 0  | 0                                   |                                    | 6                      | R   | M,VP,SC                               | 1               | \$500.00                          |



## Club Health Assessment for District 1 F through December 2024

|  |  |              | Status  | Membership                  |                   |                     |                |   |                            |  | Reports                             |                                    |                        |   |  | Finance         | LCIF                              |
|--|--|--------------|---|-----------------------------|-------------------|---------------------|----------------|---|----------------------------|--|-------------------------------------|------------------------------------|------------------------|---|--|-----------------|-----------------------------------|
| Club Number  | Club Name                                      | Charter Date |   | Current Member Count        | YTD Members Added | YTD Members Dropped | YTD Net Growth | YTD Net Growth%                         | Member Count 12 Months Ago | Avg. length of service for dropped members | Months Since Last MMR ***           | Yrs. Since Last Officer Report     | President Rotation     | Vice President Reported ****                  | Months Since Last Activity Report ***    | Account Balance | Donations for current Fiscal Year |
|  |  |              | Number of times on status quo within last two years | If below 15 members appears |                   |                     |                | If net loss is greater than 20% appears |                            |  | If no report in 3 months appears in | When more than one year appears in | Number of repeat terms | Notes the officers that do not have an active | If no report at 12 months appears in red |                 |                                   |
| 396  | SCHAUMBURG-HOFFMAN                             | 04/12/1961   | Active  | 30                          | 5                 | 6                   | -1             | -3.23%                                  | 31                         | 8  | 0                                   |                                    | 6                      | N   | SC                                       | 5               | \$1,000.00                        |
|  | Exc Award (06/30/2016, 06/30/2017, 06/30/2020) |              |   |                             |                   |                     |                |   |                            |  |                                     |                                    |                        |   |  |                 |                                   |
| 42364  | SKOKIE   | 03/03/1983   | Active  | 18                          | 1                 | 1                   | 0              | 0.00%                                   | 17                         | 21   | 3                                   |                                    | 5                      | R   | M  | 8               | \$800.00                          |
|  | Exc Award (07/01/2017)                         |              |   |                             |                   |                     |                |   |                            |  |                                     |                                    |                        |   |  |                 |                                   |
| 42365  | VERNON HILLS                                   | 03/14/1983   | Active  | 17                          | 0                 | 0                   | 0              | 0.00%                                   | 16                         |  | 0                                   |                                    |                        | R   | T,M,SC                                   | 12              |                                   |
| 399  | WAUCONDA                                       | 08/13/1941   | Active  | 30                          | 1                 | 0                   | 1              | 3.45%                                   | 30                         |  | 5                                   |                                    | 3                      |   | S,M,VP,SC                                | 24+             |                                   |
| 401  | WAUKEGAN LITTLE FORT                           | 02/07/1973   | Active  | 12                          | 0                 | 1                   | -1             | -7.69%                                  | 14                         | 2  | 4                                   |                                    | 5                      |   | M,VP,SC                                  | 1               |                                   |
| 53174  | WAUKEGAN UPTOWN                                | 05/28/1992   | Active  | 11                          | 1                 | 0                   | 1              | 10.00%                                  | 9                          |  | 1                                   |                                    | 10                     |   | P,M,VP,SC                                | 9               | \$1,050.00                        |
| 405  | WINTHROP HARBOR                                | 09/23/1954   | Active  | 14                          | 0                 | 0                   | 0              | 0.00%                                   | 14                         |  | 6                                   |                                    | 2                      |   | M,VP,SC                                  | 6               | \$3,000.00                        |

Clubs Cancelled Previous Fiscal Year – Clubs Cancelled within last 12 months may be reinstated

| Club Number | Club Name  | Charter Date | Current Status* | Cancellation Date |
|-------------|------------|--------------|-----------------|-------------------|
| 390         | NORTHFIELD | 01/28/1957   | Cancelled(6*)   | 07/29/2023        |

| Current Total Clubs Count | YTD New Clubs Count | YTD Cancelled Clubs Count | YTD Net Club Gain | Current Total Members Count | YTD Add | YTD Drop | YTD Net Growth | YTD Net Growth % | Member Count 12 Months Ago | Average Member Count Per Club | % of Clubs with less than 20 members | % No MMR in 3 Months | % No Officer Report in 12 Months | % of Clubs with balance 90+ days | Number of Clubs in Status Quo | % Status Quo Clubs in Financial Suspension | Number of Cancelled Clubs | Average Cancelled Club Age | Members Lost Due to Cancellation | % of Clubs Cancelled for Non-Financial Reasons |
|---------------------------|---------------------|---------------------------|-------------------|-----------------------------|---------|----------|----------------|------------------|----------------------------|-------------------------------|--------------------------------------|----------------------|----------------------------------|----------------------------------|-------------------------------|--|---------------------------|----------------------------|----------------------------------|--|
| 29                        | 0                   | 0                         | 0                 | 833                         | 48      | 36       | 12             | 1.46%            | 814                        | 29                            | 45%                                  | 41%                  | 0%                               | 0%                               | 0                             | 0%   | 0                         | 0                          | 0                                | 0%   |

\* - P - Priority Club. Cancellation Reasons: 1-Objectives/conduct, 2-Non-active club, 5-Non-existing club, 6-Disbanding, 7-Merger, 8-Financial Suspension, 9-District/Multiple District Dues.


\*\* - Abbreviation: P-President, S-Secretary, T-Treasurer, M-Member Chairperson, VP-First Vice President, MC-Communications Chairperson, SC-Service Chairperson

\*\*\* - Abbreviation: N/R - Never reported using the Lions Clubs website, N/A - Not applicable, No password registered for the Lions Clubs website.

\*\*\*\* - Abbreviation: N - New, IP - Immediate Past, R - Repeat.




## Club Health Assessment for District 1 G through December 2024

|  |              |              | Status  | Membership                  |                   |                     |                |                 |   |  | Reports                             |                                    |                        |   |                                       | Finance         |                                   | LCIF |
|--|--------------|--------------|---|-----------------------------|-------------------|---------------------|----------------|-----------------|---|--|-------------------------------------|------------------------------------|------------------------|---|---------------------------------------|-----------------|-----------------------------------|------|
| Club Number  | Club Name    | Charter Date |   | Current Member Count        | YTD Members Added | YTD Members Dropped | YTD Net Growth | YTD Net Growth% | Member Count 12 Months Ago              | Avg. length of service for dropped members | Months Since Last MMR ***           | Yrs. Since Last Officer Report     | President Rotation     | Vice President Reported ****                  | Months Since Last Activity Report *** | Account Balance | Donations for current Fiscal Year |      |
|  |              |              | Number of times on status quo within last two years | If below 15 members appears |                   |                     |                |                 | If net loss is greater than 20% appears |  | If no report in 3 months appears in | When more than one year appears in | Number of repeat terms | Notes the officers that do not have an active | If no report at 12 months red         |                 |                                   |      |
| Clubs more than two years old  |              |              |   |                             |                   |                     |                |                 |   |  |                                     |                                    |                        |   |                                       |                 |                                   |      |
| 409  | AUGUSTA      | 11/30/1949   | Active  | 9                           | 0                 | 0                   | 0              | 0.00%           | 9                                       |  | 6                                   |                                    |                        | M,VP,SC                                       | 5                                     |                 |                                   |      |
| 31908  | BEARDSTOWN   | 03/31/1976   | Active  | 34                          | 0                 | 3                   | -3             | -8.11%          | 40                                      | 15   | 3                                   |                                    | 2                      | R   | M,VP,SC                               | N/R             |                                   |      |
| 412  | CAMP POINT   | 09/30/1946   | Active  | 22                          | 0                 | 0                   | 0              | 0.00%           | 24                                      |  | 8                                   |                                    |                        | VP,SC   | 9                                     |                 |                                   |      |
| 413  | CARLINVILLE  | 05/22/1944   | Active  | 59                          | 4                 | 2                   | 2              | 3.51%           | 56                                      | 31   | 0                                   |                                    |                        | N   | SC                                    | 3               |                                   |      |
| 414  | CARROLLTON   | 09/26/1935   | Active  | 12                          | 0                 | 7                   | -7             | -36.84%         | 19                                      | 14   | 4                                   |                                    |                        | N   | P,M,SC                                | 24+             |                                   |      |
| 41440  | CHAPIN       | 06/28/1982   | Active  | 26                          | 0                 | 2                   | -2             | -7.14%          | 28                                      | 25   | 2                                   |                                    | 2                      | R   | VP,SC                                 | 2               | \$500.00                          |      |
| 415  | CLAYTON      | 01/31/1949   | Active  | 10                          | 0                 | 1                   | -1             | -9.09%          | 11                                      | 10   | 35                                  |                                    |                        |   | M,VP,SC                               | 24+             |                                   |      |
| 416  | COATSBURG    | 11/18/1958   | Active  | 33                          | 1                 | 0                   | 1              | 3.13%           | 31                                      |  | 5                                   |                                    |                        | N   | M,SC                                  | 2               |                                   |      |
| Exc Award (06/30/2023)   |              |              |   |                             |                   |                     |                |                 |   |  |                                     |                                    |                        |   |                                       |                 |                                   |      |
| 419  | EDWARDSVILLE | 06/30/1944   | Active(1)   | 2                           | 0                 | 6                   | -6             | -75.00%         | 8                                       | 20   | 0                                   |                                    | None                   |   | P,M,VP,SC                             | 24+             |                                   |      |
| 421  | FRANKLIN     | 12/26/1951   | Active  | 29                          | 0                 | 1                   | -1             | -3.33%          | 28                                      | 8  | 5                                   |                                    |                        | N   | P,SC                                  | 17              |                                   |      |
| 43586  | GILLESPIE    | 03/14/1984   | Active  | 12                          | 0                 | 1                   | -1             | -7.69%          | 13                                      | 18   | 0                                   |                                    | 2                      |   | M,VP,SC                               | 12              |                                   |      |
| 423  | GOLDEN       | 06/28/1940   | Active  | 14                          | 1                 | 1                   | 0              | 0.00%           | 14                                      | 56   | 1                                   |                                    | 4                      |   | P,M,VP,SC                             | 0               |                                   |      |
| 424  | GREENFIELD   | 04/10/1939   | Active  | 16                          | 1                 | 4                   | -3             | -15.79%         | 20                                      | 26   | 1                                   |                                    |                        |   | VP,SC                                 | 2               |                                   |      |
| 30410  | HIGHLAND     | 03/20/1975   | Active  | 67                          | 1                 | 1                   | 0              | 0.00%           | 59                                      | 34   | 1                                   |                                    |                        | R   |                                       | 1               | \$1,320.00                        |      |
| Exc Award (06/30/2024)   |              |              |   |                             |                   |                     |                |                 |   |  |                                     |                                    |                        |   |                                       |                 |                                   |      |
| 427  | HULL         | 03/24/1952   | Active  | 24                          | 0                 | 0                   | 0              | 0.00%           | 25                                      |  | 11                                  |                                    | 2                      | R   | M,VP,SC                               | 24+             |                                   |      |
| 428  | JACKSONVILLE | 04/03/1924   | Active  | 24                          | 2                 | 0                   | 2              | 9.09%           | 20                                      |  | 1                                   |                                    |                        | IP  | SC                                    | 0               | \$250.00                          |      |
| Exc Award (06/30/2018, 06/30/2024)   |              |              |   |                             |                   |                     |                |                 |   |  |                                     |                                    |                        |   |                                       |                 |                                   |      |
| 429  | JERSEYVILLE  | 06/17/1935   | Active(1)   | 7                           | 0                 | 0                   | 0              | 0.00%           | 7                                       |  | 4                                   |                                    | 11                     |   | M,VP,SC                               | N/R             |                                   |      |
| 430  | LIBERTY      | 10/10/1946   | Active  | 35                          | 1                 | 0                   | 1              | 2.94%           | 35                                      |  | 3                                   |                                    |                        | N   | M,SC                                  | 24+             |                                   |      |
| 432  | LORAIN       | 03/23/1971   | Active(1)   | 35                          | 6                 | 1                   | 5              | 16.67%          | 35                                      | 2  | 1                                   |                                    |                        | N   | VP,SC                                 | 18              |                                   |      |
| 434  | MARINE       | 03/27/1967   | Active  | 9                           | 0                 | 0                   | 0              | 0.00%           | 10                                      |  | 6                                   |                                    | 6                      | R   | M,VP,SC                               | 24+             |                                   |      |
| 435  | MENDON       | 06/11/1940   | Active  | 21                          | 0                 | 1                   | -1             | -4.55%          | 22                                      | 11   | 4                                   |                                    | 7                      | R   | P,VP,SC                               | 24+             |                                   |      |
| 439  | PALMYRA      | 09/26/1940   | Active  | 11                          | 0                 | 0                   | 0              | 0.00%           | 11                                      |  | 7                                   |                                    |                        | IP  | P,M,SC                                | N/R             |                                   |      |



## Club Health Assessment for District 1 G through December 2024

|  |            |              | Status  | Membership                  |                   |                     |                |   |                            |  | Reports                             |                                    |                        |                              |   | Finance                                  | LCIF                              |
|--|------------|--------------|---|-----------------------------|-------------------|---------------------|----------------|---|----------------------------|--|-------------------------------------|------------------------------------|------------------------|------------------------------|---|--|-----------------------------------|
| Club Number  | Club Name  | Charter Date |   | Current Member Count        | YTD Members Added | YTD Members Dropped | YTD Net Growth | YTD Net Growth%                         | Member Count 12 Months Ago | Avg. length of service for dropped members | Months Since Last MMR ***           | Yrs. Since Last Officer Report     | President Rotation     | Vice President Reported **** | Months Since Last Activity Report ***         | Account Balance                          | Donations for current Fiscal Year |
|  |            |              | Number of times on status quo within last two years | If below 15 members appears |                   |                     |                | If net loss is greater than 20% appears |                            |  | If no report in 3 months appears in | When more than one year appears in | Number of repeat terms |                              | Notes the officers that do not have an active | If no report at 12 months appears in red |                                   |
| 440  | PITTSFIELD | 09/22/1920   | Active  | 21                          | 0                 | 0                   | 0              | 0.00%                                   | 22                         |  | 5                                   |                                    | 2                      | M,VP,SC                      | 0   |  |                                   |
| 441  | PLAINVILLE | 02/28/1952   | Cancelled(6*)                                       | 0                           | 1                 | 20                  | -19            | -100.00%                                | 24                         | 21   | 1                                   |                                    | 2                      | S,VP,SC                      | 24+   |  |                                   |
| 444  | QUINCY     | 07/21/1919   | Active  | 13                          | 1                 | 0                   | 1              | 8.33%                                   | 12                         |  | 5                                   |                                    | 2                      | R SC                         | 9   |  |                                   |
| 29444  | RUSHVILLE  | 06/21/1974   | Active  | 11                          | 0                 | 0                   | 0              | 0.00%                                   | 12                         |  | 4                                   |                                    |                        | N P,T,M,VP,SC                | 24+   |  |                                   |
| 448  | STAUNTON   | 04/10/1950   | Active  | 9                           | 1                 | 1                   | 0              | 0.00%                                   | 7                          | 3  | 1                                   |                                    | 11                     | R M,SC                       | 5   |  |                                   |
| Exc Award (06/30/2016)   |            |              |   |                             |                   |                     |                |   |                            |  |                                     |                                    |                        |                              |   |  |                                   |
| 450  | TIMEWELL   | 12/19/1950   | Active  | 7                           | 0                 | 0                   | 0              | 0.00%                                   | 8                          |  | 9                                   |                                    | 14                     | R VP                         | 9   |  |                                   |
| 44409  | VERSAILLES | 12/28/1984   | Active  | 9                           | 0                 | 0                   | 0              | 0.00%                                   | 9                          |  | 9                                   |                                    | None                   | P,VP,SC                      | 24+   |  |                                   |
| 110580   | WARSAW     | 03/17/2011   | Active  | 20                          | 0                 | 0                   | 0              | 0.00%                                   | 20                         |  | 15                                  |                                    | 3                      | R M,VP                       | 24+   |  |                                   |
| 454  | WAVERLY    | 09/18/1940   | Active  | 21                          | 0                 | 0                   | 0              | 0.00%                                   | 21                         |  | 10                                  |                                    | 15                     | R M,VP,SC                    | 24+   |  |                                   |
| 455  | WHITE HALL | 03/28/1939   | Active  | 38                          | 5                 | 1                   | 4              | 11.76%                                  | 38                         | 0  | 0                                   |                                    | None                   | P,M,VP,SC                    | 24+   |  |                                   |

Clubs Cancelled Previous Fiscal Year – Clubs Cancelled within last 12 months may be reinstated

| Club Number | Club Name   | Charter Date | Current Status* | Cancellation Date |
|-------------|-------------|--------------|-----------------|-------------------|
| 51328       | BUNKER HILL | 02/19/1991   | Cancelled(8*)   | 08/29/2023        |

| Current Total Clubs Count | YTD New Clubs Count | YTD Cancelled Clubs Count | YTD Net Club Gain | Current Total Members Count | YTD Add | YTD Drop | YTD Net Growth | YTD Net Growth % | Member Count 12 Months Ago | Average Member Count Per Club | % of Clubs with less than 20 members | % No MMR in 3 Months | % No Officer Report in 12 Months | % of Clubs with balance 90+ days | Number of Clubs in Status Quo | % Status Quo Clubs in Financial Suspension | Number of Cancelled Clubs | Average Cancelled Club Age | Members Lost Due to Cancellation | % of Clubs Cancelled for Non-Financial Reasons |
|---------------------------|---------------------|---------------------------|-------------------|-----------------------------|---------|----------|----------------|------------------|----------------------------|-------------------------------|--------------------------------------|----------------------|----------------------------------|----------------------------------|-------------------------------|--|---------------------------|----------------------------|----------------------------------|--|
| 31                        | 0                   | 1                         | -1                | 660                         | 25      | 53       | -28            | -4.07%           | 698                        | 21                            | 48%                                  | 65%                  | 0%                               | 0%                               | 0                             | 0%   | 1                         | 105                        | 20                               | 0%   |

\* - P - Priority Club. Cancellation Reasons: 1-Objectives/conduct, 2-Non-active club, 5-Non-existing club, 6-Disbanding, 7-Merger, 8-Financial Suspension, 9-District/Multiple District Dues.


\*\* - Abbreviation: P-President, S-Secretary, T-Treasurer, M-Member Chairperson, VP-First Vice President, MC-Communications Chairperson, SC-Service Chairperson

\*\*\* - Abbreviation: N/R - Never reported using the Lions Clubs website, N/A - Not applicable, No password registered for the Lions Clubs website.

\*\*\*\* - Abbreviation: N - New, IP - Immediate Past, R - Repeat.



# Club Health Assessment for District 1 H through December 2024

|  |                       |              | Status  | Membership                  |                   |                     |                |                 |   |  | Reports                   |                                     |                                    |                              |   | Finance                                  | LCIF                              |
|--|-----------------------|--------------|---|-----------------------------|-------------------|---------------------|----------------|-----------------|---|--|---------------------------|-------------------------------------|------------------------------------|------------------------------|---|--|-----------------------------------|
| Club Number  | Club Name             | Charter Date |   | Current Member Count        | YTD Members Added | YTD Members Dropped | YTD Net Growth | YTD Net Growth% | Member Count 12 Months Ago              | Avg. length of service for dropped members | Months Since Last MMR *** | Yrs. Since Last Officer Report      | President Rotation                 | Vice President Reported **** | Months Since Last Activity Report ***         | Account Balance                          | Donations for current Fiscal Year |
|  |                       |              | Number of times on status quo within last two years | If below 15 members appears |                   |                     |                |                 | If net loss is greater than 20% appears |  |                           | If no report in 3 months appears in | When more than one year appears in | Number of repeat terms       | Notes the officers that do not have an active | If no report at 12 months appears in red |                                   |
| Clubs more than two years old  |                       |              |   |                             |                   |                     |                |                 |   |  |                           |                                     |                                    |                              |   |  |                                   |
| 58411  | ALPHA-WOODHULL ALWOOD | 06/20/1996   | Active  | 14                          | 0                 | 1                   | -1             | -6.67%          | 16                                      | 4  | 1                         |                                     | 6                                  | P,S,T,M,VP SC                | 1   |  |                                   |
| 460  | ALTONA                | 03/19/1953   | Active  | 23                          | 0                 | 0                   | 0              | 0.00%           | 24                                      |  | 4                         |                                     |                                    | M,VP,SC                      | 1   |  |                                   |
| 461  | ANDALUSIA             | 11/23/1962   | Active  | 20                          | 0                 | 0                   | 0              | 0.00%           | 17                                      |  | 4                         |                                     | 6                                  | M,VP,SC                      | 0   |  |                                   |
| 463  | ASTORIA               | 11/23/1970   | Active  | 25                          | 2                 | 4                   | -2             | -7.41%          | 26                                      | 21   | 0                         |                                     |                                    | M,VP,SC                      | 4   |  |                                   |
| 462  | AVON                  | 03/22/1956   | Active  | 23                          | 1                 | 0                   | 1              | 4.55%           | 23                                      |  | 3                         |                                     |                                    | N SC                         | 4   |  |                                   |
| 464  | BARTONVILLE           | 03/18/1954   | Active  | 36                          | 1                 | 0                   | 1              | 2.86%           | 34                                      |  | 4                         |                                     |                                    | IP M,VP,SC                   | 1   |  |                                   |
| 467  | BRADFORD              | 04/09/1965   | Active  | 15                          | 4                 | 1                   | 3              | 25.00%          | 12                                      | 23   | 2                         |                                     | 10                                 | M,VP,SC                      | 0   |  |                                   |
| 468  | BUSHNELL              | 03/29/1956   | Active  | 8                           | 2                 | 3                   | -1             | -11.11%         | 10                                      | 7  | 1                         |                                     |                                    | R P,T,M,SC                   | 24+   |  |                                   |
| 470  | CARTHAGE              | 05/19/1966   | Active  | 41                          | 2                 | 1                   | 1              | 2.50%           | 35                                      | 19   | 0                         |                                     |                                    | N M,SC                       | 9   |  |                                   |
| 35021  | CHILLICOTHE           | 02/14/1978   | Active  | 20                          | 1                 | 1                   | 0              | 0.00%           | 20                                      | 2  | 2                         |                                     |                                    | R T,SC                       | 1   |  |                                   |
| 471  | COAL VALLEY           | 06/15/1964   | Active(2)   | 7                           | 0                 | 0                   | 0              | 0.00%           | 7                                       |  | 4                         |                                     | 4                                  | M,VP,SC                      | 0   |  |                                   |
| 472  | COLCHESTER            | 09/18/1951   | Active  | 43                          | 0                 | 1                   | -1             | -2.27%          | 49                                      | 48   | 1                         |                                     |                                    | N P,SC                       | 2   |  |                                   |
| 473  | CREVE COEUR           | 01/26/1944   | Active  | 8                           | 0                 | 2                   | -2             | -20.00%         | 10                                      | 30   | 1                         |                                     | 12                                 | R VP,SC                      | 3   |  |                                   |
| 30702  | DALLAS CITY           | 05/14/1975   | Active  | 4                           | 0                 | 0                   | 0              | 0.00%           | 4                                       |  | 8                         |                                     | 10                                 | R P,M,VP,SC                  | 3   |  |                                   |
| 478  | ELIZA                 | 04/09/1973   | Active  | 15                          | 0                 | 0                   | 0              | 0.00%           | 15                                      |  | 1                         |                                     | 8                                  | N M,SC                       | 11  |  |                                   |
| 479  | GALESBURG             | 11/18/1920   | Active  | 78                          | 0                 | 1                   | -1             | -1.27%          | 83                                      | 32   | 4                         |                                     |                                    | N                            | 2   |  | \$1,200.00                        |
| Exc Award (06/30/2023)   |                       |              |   |                             |                   |                     |                |                 |   |  |                           |                                     |                                    |                              |   |  |                                   |
| 480  | GALVA                 | 07/15/1947   | Active  | 26                          | 0                 | 1                   | -1             | -3.70%          | 29                                      | 52   | 4                         |                                     | 2                                  | N M,SC                       | 1   |  |                                   |
| 483  | HOPEDALE              | 12/07/1970   | Active  | 40                          | 18                | 0                   | 18             | 81.82%          | 22                                      |  | 0                         |                                     | 2                                  | R M,SC                       | 0   |  |                                   |
| 487  | LA HARPE              | 03/15/1971   | Active  | 35                          | 0                 | 0                   | 0              | 0.00%           | 36                                      |  | 4                         |                                     |                                    | S,M,VP,SC                    | 3   |  |                                   |
| 490  | MACKINAW              | 06/19/1964   | Active  | 29                          | 0                 | 0                   | 0              | 0.00%           | 29                                      |  | 4                         |                                     |                                    | M,VP,SC                      | 3   |  |                                   |
| 491  | MACOMB                | 05/23/1963   | Active  | 23                          | 0                 | 6                   | -6             | -20.69%         | 28                                      | 11   | 0                         |                                     |                                    | N M,SC                       | 0   |  | \$1,000.00                        |
| 39332  | MILAN                 | 01/31/1981   | Active  | 29                          | 2                 | 0                   | 2              | 7.41%           | 27                                      |  | 3                         |                                     |                                    | N SC                         | 1   |  | \$1,000.00                        |
| 495  | MONMOUTH              | 05/21/1936   | Active  | 11                          | 0                 | 1                   | -1             | -8.33%          | 11                                      | 25   | 1                         |                                     |                                    | N M,SC                       | 1   |  |                                   |




Club Health Assessment for District 1 H through December 2024

|                           |                             |                           | Status  |                             | Membership                  |                   |                     |                  |                            |   | Reports                                    |                           |                                     |                                    |                               | Finance                                       |  | LCIF                              |                                  |  |
|---------------------------|-----------------------------|---------------------------|---|-----------------------------|-----------------------------|-------------------|---------------------|------------------|----------------------------|---|--|---------------------------|-------------------------------------|------------------------------------|-------------------------------|---|--|-----------------------------------|----------------------------------|--|
| Club Number               | Club Name                   | Charter Date              |   |                             | Current Member Count        | YTD Members Added | YTD Members Dropped | YTD Net Growth   | YTD Net Growth%            | Member Count 12 Months Ago              | Avg. length of service for dropped members | Months Since Last MMR *** | Yrs. Since Last Officer Report      | President Rotation                 | Vice President Reported ****  | Months Since Last Activity Report ***         | Account Balance                          | Donations for current Fiscal Year |                                  |  |
|                           |                             |                           | Number of times on status quo within last two years |                             | If below 15 members appears |                   |                     |                  |                            | If net loss is greater than 20% appears |  |                           | If no report in 3 months appears in | When more than one year appears in | Number of repeat terms        | Notes the officers that do not have an active | If no report at 12 months appears in red |                                   |                                  |  |
| 46996                     | MONMOUTH NOON               | 03/02/1987                | Active  |                             | 13                          | 0                 | 0                   | 0                | 0.00%                      | 13                                      |  | 19                        | 1                                   | None                               | P,S,T,M,VP SC                 | 5   |  | \$962.00                          |                                  |  |
| 498                       | NORTH HENDERSON             | 12/17/1951                | Active  |                             | 6                           | 0                 | 1                   | -1               | -14.29%                    | 7                                       | 20   | 3                         |                                     | 21                                 | P,T,M,VP,SC                   | 2   |  |                                   |                                  |  |
| 500                       | ORION                       | 04/30/1956                | Active  |                             | 40                          | 0                 | 0                   | 0                | 0.00%                      | 40                                      |  | 1                         |                                     | 2                                  | M,VP                          | 1   |  |                                   |                                  |  |
| Exc Award (06/30/2023)    |                             |                           |   |                             |                             |                   |                     |                  |                            |   |  |                           |                                     |                                    |                               |   |  |                                   |                                  |  |
| 501                       | PEKIN                       | 10/22/1940                | Active  |                             | 20                          | 2                 | 0                   | 2                | 11.11%                     | 18                                      |  | 3                         |                                     |                                    | IP VP                         | 1   |  |                                   |                                  |  |
| 503                       | PEORIA HEIGHTS-SUBURBAN L C | 04/30/1954                | Active  |                             | 25                          | 1                 | 1                   | 0                | 0.00%                      | 39                                      | 1  | 3                         |                                     |                                    | N                             | 2   |  |                                   |                                  |  |
| Exc Award (06/30/2022)    |                             |                           |   |                             |                             |                   |                     |                  |                            |   |  |                           |                                     |                                    |                               |   |  |                                   |                                  |  |
| 38248                     | PRINCEVILLE                 | 04/09/1980                | Active  |                             | 58                          | 2                 | 0                   | 2                | 3.57%                      | 57                                      |  | 4                         |                                     | 5                                  | N M,SC                        | 4   |  |                                   |                                  |  |
| 504                       | ROCK ISLAND EVENING         | 09/03/1943                | Active  |                             | 13                          | 0                 | 2                   | -2               | -13.33%                    | 15                                      | 37   | 1                         |                                     | None                               | P,M,VP,SC                     | 2   |  |                                   |                                  |  |
| 506                       | ROSEVILLE                   | 08/11/1958                | Active  |                             | 16                          | 0                 | 0                   | 0                | 0.00%                      | 16                                      |  | 4                         |                                     | 7                                  | R M,VP,SC                     | 0   |  |                                   |                                  |  |
| 143975                    | Silvis                      | 12/12/2020                | Active  |                             | 17                          | 0                 | 8                   | -8               | -32.00%                    | 30                                      | 3  | 0                         |                                     | 2                                  | R SC                          | 4   |  |                                   |                                  |  |
| Exc Award (06/30/2022)    |                             |                           |   |                             |                             |                   |                     |                  |                            |   |  |                           |                                     |                                    |                               |   |  |                                   |                                  |  |
| 34597                     | STRONGHURST                 | 11/29/1977                | Active  |                             | 12                          | 0                 | 1                   | -1               | -7.69%                     | 12                                      | 11   | 4                         |                                     | 13                                 | S,T,M,VP,SC                   | 7   |  |                                   |                                  |  |
| 508                       | TOULON                      | 10/03/1946                | Active  |                             | 25                          | 0                 | 0                   | 0                | 0.00%                      | 25                                      |  | 3                         |                                     | 6                                  | N M,SC                        | 3   |  |                                   |                                  |  |
| 509                       | TREMONT                     | 02/20/1968                | Active  |                             | 27                          | 0                 | 2                   | -2               | -6.90%                     | 29                                      | 13   | 3                         |                                     |                                    | M,VP,SC                       | 12  |  |                                   |                                  |  |
| 511                       | WASHINGTON                  | 01/25/1971                | Active  |                             | 15                          | 0                 | 0                   | 0                | 0.00%                      | 13                                      |  | 4                         |                                     |                                    | M,VP,SC                       | 1   |  |                                   |                                  |  |
| 513                       | WYOMING                     | 12/06/1948                | Active  |                             | 25                          | 0                 | 4                   | -4               | -13.79%                    | 29                                      | 17   | 0                         |                                     |                                    | VP,SC                         | 1   |  |                                   |                                  |  |
| Current Total Clubs Count | YTD New Clubs Count         | YTD Cancelled Clubs Count | YTD Net Club Gain                                   | Current Total Members Count | YTD Add                     | YTD Drop          | YTD Net Growth      | YTD Net Growth % | Member Count 12 Months Ago | Average Member Count Per Club           | % of Clubs with less than 20 members       | % No MMR in 3 Months      | % No Officer Report in 12 Months    | % of Clubs with balance 90+ days   | Number of Clubs in Status Quo | % Status Quo Clubs in Financial Suspension    | Number of Cancelled Clubs                | Average Cancelled Club Age        | Members Lost Due to Cancellation | % of Clubs Cancelled for Non-Financial Reasons |
| 37                        | 0                           | 0                         | 0   | 885                         | 38                          | 42                | -4                  | -0.45%           | 910                        | 24                                      | 41%  | 57%                       | 3%                                  | 0%                                 | 0                             | 0%  | 0  | 0                                 | 0                                | 0%   |

\* - P - Priority Club. Cancellation Reasons: 1-Objectives/conduct, 2-Non-active club, 5-Non-existing club, 6-Disbanding, 7-Merger, 8-Financial Suspension, 9-District/Multiple District Dues.  
\*\* - Abbreviation: P-President, S-Secretary, T-Treasurer, M-Member Chairperson, VP-First Vice President, MC-Communications Chairperson, SC-Service Chairperson  
\*\*\* - Abbreviation: N/R - Never reported using the Lions Clubs website, N/A - Not applicable, No password registered for the Lions Clubs website.  
\*\*\*\* - Abbreviation: N - New, IP - Immediate Past, R - Repeat.



## Club Health Assessment for District 1 J through December 2024

|  |                         |              | Status  | Membership                  |                   |                     |                |   |                            |  | Reports                             |                                    |                        |   |  | Finance         | LCIF                              |
|--|-------------------------|--------------|---|-----------------------------|-------------------|---------------------|----------------|---|----------------------------|--|-------------------------------------|------------------------------------|------------------------|---|--|-----------------|-----------------------------------|
| Club Number  | Club Name               | Charter Date |   | Current Member Count        | YTD Members Added | YTD Members Dropped | YTD Net Growth | YTD Net Growth%                         | Member Count 12 Months Ago | Avg. length of service for dropped members | Months Since Last MMR ***           | Yrs. Since Last Officer Report     | President Rotation     | Vice President Reported ****                  | Months Since Last Activity Report ***    | Account Balance | Donations for current Fiscal Year |
|  |                         |              | Number of times on status quo within last two years | If below 15 members appears |                   |                     |                | If net loss is greater than 20% appears |                            |  | If no report in 3 months appears in | When more than one year appears in | Number of repeat terms | Notes the officers that do not have an active | If no report at 12 months appears in red |                 |                                   |
| Clubs more than two years old  |                         |              |   |                             |                   |                     |                |   |                            |  |                                     |                                    |                        |   |  |                 |                                   |
| 515  | ALGONQUIN               | 09/18/1939   | Active  | 35                          | 5                 | 3                   | 2              | 6.06%                                   | 35                         | 13   | 0                                   |                                    | 2                      | N   | 0  |                 | \$20.00                           |
| Exc Award (06/30/2016, 06/30/2023)   |                         |              |   |                             |                   |                     |                |   |                            |  |                                     |                                    |                        |   |  |                 |                                   |
| 516  | AURORA                  | 06/23/1922   | Active  | 39                          | 1                 | 1                   | 0              | 0.00%                                   | 37                         | 2  | 2                                   |                                    | 3                      | N   | M,SC                                     | 0               | \$88.00                           |
| Exc Award (06/30/2022, 06/30/2023, 06/30/2024)                                   |                         |              |   |                             |                   |                     |                |   |                            |  |                                     |                                    |                        |   |  |                 |                                   |
| 144527   | Aurora Carillon         | 12/29/2020   | Active  | 37                          | 5                 | 1                   | 4              | 12.12%                                  | 31                         | 4  | 0                                   |                                    | 4                      | R   | M  | 0               | \$280.00                          |
| Exc Award (06/30/2023, 06/30/2024)   |                         |              |   |                             |                   |                     |                |   |                            |  |                                     |                                    |                        |   |  |                 |                                   |
| 35315  | AURORA EVENING          | 04/21/1978   | Active  | 11                          | 0                 | 1                   | -1             | -8.33%                                  | 12                         | 46   | 4                                   |                                    | 2                      | N   |  | 4               | \$13.00                           |
| Exc Award (06/30/2017)   |                         |              |   |                             |                   |                     |                |   |                            |  |                                     |                                    |                        |   |  |                 |                                   |
| 517  | BARTLETT                | 08/28/1939   | Active  | 69                          | 3                 | 10                  | -7             | -9.21%                                  | 74                         | 12   | 0                                   |                                    |                        | N   | M,SC                                     | 0               | \$15.00                           |
| Exc Award (06/30/2023)   |                         |              |   |                             |                   |                     |                |   |                            |  |                                     |                                    |                        |   |  |                 |                                   |
| 29351  | BATAVIA                 | 05/23/1974   | Active  | 21                          | 0                 | 3                   | -3             | -12.50%                                 | 27                         | 11   | 2                                   |                                    | 2                      | R   | M,SC                                     | 5               | \$20.00                           |
| Exc Award (06/30/2019, 06/30/2023)   |                         |              |   |                             |                   |                     |                |   |                            |  |                                     |                                    |                        |   |  |                 |                                   |
| 36855  | BIG ROCK                | 04/17/1979   | Active  | 9                           | 1                 | 0                   | 1              | 12.50%                                  | 12                         |  | 3                                   |                                    | 7                      |   | T,M,VP,SC                                | 19              | 90+ Days<br>\$5.00                |
| 519  | BLOOMINGDALE            | 09/07/1961   | Active  | 27                          | 4                 | 4                   | 0              | 0.00%                                   | 31                         | 11   | 0                                   |                                    |                        | N   | M,SC                                     | 24+             | \$10.00                           |
| 520  | BURLINGTON              | 03/28/1959   | Active  | 20                          | 0                 | 0                   | 0              | 0.00%                                   | 19                         |  | 0                                   |                                    |                        | R   | M,SC                                     | 10              | \$10.00                           |
| 49338  | BURR RIDGE-HINSDALE-OAK | 03/30/1989   | Active  | 38                          | 7                 | 0                   | 7              | 22.58%                                  | 24                         |  | 0                                   |                                    |                        | N   | M  | 1               | \$4,667.49                        |
| Exc Award (06/30/2019, 06/30/2024)   |                         |              |   |                             |                   |                     |                |   |                            |  |                                     |                                    |                        |   |  |                 |                                   |
| 523  | CLARENDON HILLS         | 02/23/1950   | Active  | 49                          | 0                 | 2                   | -2             | -3.92%                                  | 49                         | 26   | 1                                   |                                    | 2                      |   | M,VP                                     | 10              | \$13.00                           |
| Exc Award (06/30/2023)   |                         |              |   |                             |                   |                     |                |   |                            |  |                                     |                                    |                        |   |  |                 |                                   |
| 524  | CORTLAND                | 12/10/1973   | Active(1)   | 33                          | 0                 | 0                   | 0              | 0.00%                                   | 35                         |  | 3                                   |                                    |                        | N   |  | 17              | \$40.00                           |
| 525  | CRYSTAL LAKE            | 08/04/1931   | Active  | 56                          | 4                 | 3                   | 1              | 1.82%                                   | 53                         | 12   | 0                                   |                                    | 2                      | R   | M,SC                                     | 19              | \$2,000.00                        |
| Exc Award (06/30/2018, 06/30/2024)   |                         |              |   |                             |                   |                     |                |   |                            |  |                                     |                                    |                        |   |  |                 |                                   |
| 526  | DARIEN                  | 05/25/1971   | Active  | 136                         | 4                 | 8                   | -4             | -2.86%                                  | 142                        | 9  | 0                                   |                                    |                        | N   | SC                                       | 7               | \$5,063.00                        |
| Exc Award (06/30/2020, 06/30/2022, 06/30/2024)                                   |                         |              |   |                             |                   |                     |                |   |                            |  |                                     |                                    |                        |   |  |                 |                                   |
| 527  | DE KALB                 | 02/04/1948   | Active  | 10                          | 0                 | 0                   | 0              | 0.00%                                   | 10                         |  | 15                                  | 1                                  | None                   |   | P,S,T,M,VP<br>SC                         | 15              |                                   |
| 528  | DOWNERS GROVE           | 09/21/1926   | Active  | 10                          | 0                 | 0                   | 0              | 0.00%                                   | 10                         |  | 5                                   |                                    | None                   |   | P,S,T,M,VP<br>SC                         | 13              |                                   |
| 530  | DUNDEE TOWNSHIP         | 03/15/1937   | Active  | 32                          | 1                 | 2                   | -1             | -3.03%                                  | 29                         | 0  | 0                                   |                                    |                        | R   | M,SC                                     | 2               | 90+ Days<br>\$1,145.00            |





# Club Health Assessment for District 1 J through December 2024

|  |                           |              | Status  | Membership                  |                   |                     |                |                 |   |  | Reports                   |                                |                    |                              |                                       | Finance                            | LCIF                              |   |  |  |  |
|--|---------------------------|--------------|---|-----------------------------|-------------------|---------------------|----------------|-----------------|---|--|---------------------------|--------------------------------|--------------------|------------------------------|---------------------------------------|------------------------------------|-----------------------------------|---|--|--|--|
| Club Number                                  | Club Name                 | Charter Date |   | Current Member Count        | YTD Members Added | YTD Members Dropped | YTD Net Growth | YTD Net Growth% | Member Count 12 Months Ago              | Avg. length of service for dropped members | Months Since Last MMR *** | Yrs. Since Last Officer Report | President Rotation | Vice President Reported **** | Months Since Last Activity Report *** | Account Balance                    | Donations for current Fiscal Year |   |  |  |  |
|  |                           |              | Number of times on status quo within last two years | If below 15 members appears |                   |                     |                |                 | If net loss is greater than 20% appears |  |                           |                                |                    |                              | If no report in 3 months appears in   | When more than one year appears in | Number of repeat terms            | Notes the officers that do not have an active | If no report at 12 months appears in red |  |  |
| Exc Award (06/30/2019)                       |                           |              |   |                             |                   |                     |                |                 |   |  |                           |                                |                    |                              |                                       |                                    |                                   |   |  |  |  |
| 143456                                       | DuPage Tomorrows Alliance | 01/05/2021   | Active(1)   | 10                          | 0                 | 0                   | 0              | 0.00%           | 10                                      |  | 29                        | 1                              | None               |                              | P,S,T,M,VP SC                         | 24                                 | 90+ Days                          | \$5.00  |  |  |  |
| 531  | ELBURN                    | 07/31/1929   | Active  | 183                         | 0                 | 1                   | -1             | -0.54%          | 181                                     | 49   | 0                         |                                |                    | N                            | M,SC                                  | 0                                  |                                   | \$130.00                                      |  |  |  |
| Exc Award (06/30/2023)                       |                           |              |   |                             |                   |                     |                |                 |   |  |                           |                                |                    |                              |                                       |                                    |                                   |   |  |  |  |
| 532  | ELGIN                     | 12/25/1921   | Active  | 26                          | 5                 | 5                   | 0              | 0.00%           | 22                                      | 30   | 2                         |                                | 2                  |                              | VP                                    | 0                                  |                                   | \$1,172.00                                    |  |  |  |
| Exc Award (06/30/2019, 06/30/2023, 06/30/20) |                           |              |   |                             |                   |                     |                |                 |   |  |                           |                                |                    |                              |                                       |                                    |                                   |   |  |  |  |
| 533  | ELMHURST                  | 09/09/1940   | Active  | 36                          | 0                 | 5                   | -5             | -12.20%         | 42                                      | 13   | 0                         |                                |                    | N                            |                                       | 4                                  |                                   | \$87.00                                       |  |  |  |
| Exc Award (06/30/2017, 06/30/2018, 06/30/20) |                           |              |   |                             |                   |                     |                |                 |   |  |                           |                                |                    |                              |                                       |                                    |                                   |   |  |  |  |
| 534  | FOX RIVER GROVE           | 09/25/1939   | Active  | 42                          | 3                 | 1                   | 2              | 5.00%           | 44                                      | 8  | 1                         |                                | 2                  | N                            | M,SC                                  | 0                                  |                                   | \$26.00                                       |  |  |  |
| Exc Award (06/30/2018, 06/30/2019)           |                           |              |   |                             |                   |                     |                |                 |   |  |                           |                                |                    |                              |                                       |                                    |                                   |   |  |  |  |
| 535  | GENEVA                    | 01/14/1937   | Active  | 67                          | 2                 | 0                   | 2              | 3.08%           | 64                                      |  | 0                         |                                |                    | N                            | M,SC                                  | 2                                  |                                   |   |  |  |  |
| 537  | GLEN ELLYN                | 07/12/1923   | Active  | 23                          | 3                 | 0                   | 3              | 15.00%          | 19                                      |  | 2                         |                                |                    | N                            | M,SC                                  | 1                                  |                                   | \$8.00  |  |  |  |
| Exc Award (06/30/2016)                       |                           |              |   |                             |                   |                     |                |                 |   |  |                           |                                |                    |                              |                                       |                                    |                                   |   |  |  |  |
| 538  | HAMPSHIRE                 | 08/28/1953   | Active  | 30                          | 0                 | 1                   | -1             | -3.23%          | 30                                      | 48   | 4                         |                                |                    | N                            | SC                                    | 19                                 |                                   |   |  |  |  |
| 539  | HANOVER PARK              | 11/30/1961   | Active  | 18                          | 0                 | 0                   | 0              | 0.00%           | 18                                      |  | 6                         | 1                              | None               |                              | P,S,T,M,VP SC                         | 24                                 |                                   | \$10.00                                       |  |  |  |
| 540  | HINCKLEY                  | 04/02/1970   | Active  | 32                          | 3                 | 0                   | 3              | 10.34%          | 29                                      |  | 5                         |                                | 2                  | R                            | M,SC                                  | 6                                  |                                   |   |  |  |  |
| 64110  | HUNTLEY AREA              | 03/28/2001   | Active  | 44                          | 4                 | 9                   | -5             | -10.20%         | 49                                      | 6  | 0                         |                                |                    | N                            | M,SC                                  | 0                                  |                                   | \$273.00                                      |  |  |  |
| Exc Award (06/30/2018, 06/30/2022, 06/30/20) |                           |              |   |                             |                   |                     |                |                 |   |  |                           |                                |                    |                              |                                       |                                    |                                   |   |  |  |  |
| 542  | ISLAND LAKE               | 09/28/1956   | Active  | 42                          | 3                 | 1                   | 2              | 5.00%           | 34                                      | 1  | 0                         |                                | 3                  | N                            | SC                                    | 4                                  |                                   | \$68.00                                       |  |  |  |
| Exc Award (06/30/2022, 06/30/2023, 06/30/20) |                           |              |   |                             |                   |                     |                |                 |   |  |                           |                                |                    |                              |                                       |                                    |                                   |   |  |  |  |
| 543  | ITASCA                    | 08/29/1939   | Active(1)   | 101                         | 4                 | 8                   | -4             | -3.81%          | 93                                      | 6  | 0                         |                                |                    | N                            | M,SC                                  | 6                                  | 90+ Days                          | \$4,005.00                                    |  |  |  |
| 48706  | JOHNSBURG                 | 06/16/1988   | Active  | 26                          | 0                 | 0                   | 0              | 0.00%           | 30                                      |  | 6                         |                                | 5                  | R                            | M,SC                                  | 19                                 |                                   | \$11.00                                       |  |  |  |
| 38845  | LEE                       | 08/29/1980   | Active  | 25                          | 0                 | 0                   | 0              | 0.00%           | 25                                      |  | 8                         |                                | 7                  | R                            | SC                                    | 17                                 |                                   | \$506.00                                      |  |  |  |
| 545  | LISLE                     | 05/25/1949   | Active  | 16                          | 0                 | 1                   | -1             | -5.88%          | 18                                      | 38   | 1                         |                                | 2                  | N                            | SC                                    | 3                                  |                                   | \$344.00                                      |  |  |  |
| Exc Award (06/30/2019, 06/30/2108)           |                           |              |   |                             |                   |                     |                |                 |   |  |                           |                                |                    |                              |                                       |                                    |                                   |   |  |  |  |
| 546  | LOMBARD                   | 10/17/1923   | Active  | 18                          | 0                 | 0                   | 0              | 0.00%           | 18                                      |  | 2                         |                                | None               | R                            | P,SC                                  | 4                                  |                                   | \$8.00  |  |  |  |
| 549  | MALTA                     | 09/13/1960   | Active  | 36                          | 1                 | 0                   | 1              | 2.86%           | 37                                      |  | 6                         |                                | 3                  |                              | P,T,M,VP,SC                           | 22                                 |                                   |   |  |  |  |
| 550  | MAPLE PARK                | 01/25/1960   | Active  | 19                          | 0                 | 0                   | 0              | 0.00%           | 17                                      |  | 5                         |                                |                    | N                            | M,SC                                  | 2                                  |                                   |   |  |  |  |






# Club Health Assessment for District 1 J through December 2024

| Club Number | Club Name                                      | Charter Date | Status  | Membership                  |                   |                     |                |   |                            |                                | Reports                             |                                    |                        |   |                                       | Finance         | LCIF                              |
|-------------|--|--------------|---|-----------------------------|-------------------|---------------------|----------------|---|----------------------------|--------------------------------|-------------------------------------|------------------------------------|------------------------|---|---------------------------------------|-----------------|-----------------------------------|
|             |  |              |   | Current Member Count        | YTD Members Added | YTD Members Dropped | YTD Net Growth | YTD Net Growth%                         | Member Count 12 Months Ago | Avg. length of service members | Months Since Last MMR ***           | Yrs. Since Last Officer Report     | President Rotation     | Vice President Reported ****                  | Months Since Last Activity Report *** | Account Balance | Donations for current Fiscal Year |
|             |  |              | Number of times on status quo within last two years | If below 15 members appears |                   |                     |                | If net loss is greater than 20% appears |                            |                                | If no report in 3 months appears in | When more than one year appears in | Number of repeat terms | Notes the officers that do not have an active | If no report at 12 months red         |                 |                                   |
| 548         | MCHENRY/WONDER LAKE                            | 10/13/1966   | Active  | 22                          | 4                 | 6                   | -2             | -8.33%                                  | 25                         | 21                             | 0                                   |                                    | 5                      | R   | T,M,VP,SC                             | 3               | \$11.00                           |
| 552         | NAPERVILLE NOON                                | 07/19/1948   | Active  | 38                          | 2                 | 2                   | 0              | 0.00%                                   | 37                         | 12                             | 1                                   |                                    |                        | N   | SC                                    | 0               | \$2,819.00                        |
|             | Exc Award (06/30/2018, 06/30/2023, 06/30/2024) |              |   |                             |                   |                     |                |   |                            |                                |                                     |                                    |                        |   |                                       |                 |                                   |
| 554         | NORTH AURORA                                   | 10/27/1959   | Active  | 41                          | 2                 | 0                   | 2              | 5.13%                                   | 39                         |                                | 0                                   |                                    |                        | N   | SC                                    | 0               | \$20.00                           |
|             | Exc Award (06/30/2024)                         |              |   |                             |                   |                     |                |   |                            |                                |                                     |                                    |                        |   |                                       |                 |                                   |
| 47043       | OAKBROOK TERRACE                               | 03/12/1987   | Active  | 19                          | 0                 | 0                   | 0              | 0.00%                                   | 18                         |                                | 4                                   |                                    | None                   |   | P,T,M,VP,SC                           | 16              | \$8.00                            |
| 557         | ROSELLE  | 04/26/1934   | Active  | 50                          | 3                 | 2                   | 1              | 2.04%                                   | 56                         | 18                             | 0                                   |                                    |                        | N   | SC                                    | 0               | \$425.00                          |
|             | Exc Award (06/30/2016)                         |              |   |                             |                   |                     |                |   |                            |                                |                                     |                                    |                        |   |                                       |                 |                                   |
| 558         | SANDWICH                                       | 06/20/1949   | Active  | 44                          | 0                 | 1                   | -1             | -2.22%                                  | 45                         | 1                              | 3                                   |                                    |                        | N   | M,SC                                  | 0               | \$665.00                          |
|             | Exc Award (06/30/2017, 06/30/2019, 06/30/2020) |              |   |                             |                   |                     |                |   |                            |                                |                                     |                                    |                        |   |                                       |                 |                                   |
| 559         | SHABBONA                                       | 03/03/1970   | Active  | 16                          | 0                 | 0                   | 0              | 0.00%                                   | 18                         |                                | 6                                   |                                    |                        | R   | SC                                    | 20              |                                   |
| 560         | SOMONAUK                                       | 04/17/1945   | Active(1)   | 26                          | 0                 | 0                   | 0              | 0.00%                                   | 26                         |                                | 16                                  | 1                                  | None                   |   | P,S,T,M,VP SC                         | 21              | \$1,000.00                        |
| 561         | SOUTH ELGIN                                    | 10/11/1954   | Active  | 12                          | 0                 | 0                   | 0              | 0.00%                                   | 12                         |                                | 19                                  | 1                                  | None                   |   | P,S,T,M,VP SC                         | 19              |                                   |
| 564         | SYCAMORE                                       | 10/06/1948   | Active  | 44                          | 2                 | 2                   | 0              | 0.00%                                   | 44                         | 16                             | 0                                   |                                    |                        | N   | SC                                    | 1               | \$27.00                           |
|             | Exc Award (06/30/2018, 06/30/2019, 06/30/2020) |              |   |                             |                   |                     |                |   |                            |                                |                                     |                                    |                        |   |                                       |                 |                                   |
| 565         | UNION  | 12/12/1957   | Active  | 61                          | 5                 | 3                   | 2              | 3.39%                                   | 57                         | 7                              | 0                                   |                                    | 2                      | R   |                                       | 2               | \$2,015.00                        |
|             | Exc Award (06/30/2018, 06/30/2021, 06/30/2022) |              |   |                             |                   |                     |                |   |                            |                                |                                     |                                    |                        |   |                                       |                 |                                   |
| 566         | VILLA PARK                                     | 09/25/1923   | Active  | 11                          | 2                 | 0                   | 2              | 22.22%                                  | 9                          |                                | 4                                   |                                    | 2                      |   | M,VP,SC                               | 1               | \$17.00                           |
| 567         | WARRENVILLE                                    | 06/08/1949   | Active  | 28                          | 0                 | 0                   | 0              | 0.00%                                   | 27                         |                                | 3                                   |                                    | 3                      |   | M,VP,SC                               | 14              | \$18.00                           |
|             | Exc Award (06/30/2017, 06/30/2019)             |              |   |                             |                   |                     |                |   |                            |                                |                                     |                                    |                        |   |                                       |                 |                                   |
| 568         | WATERMAN                                       | 06/08/1954   | Active  | 38                          | 4                 | 2                   | 2              | 5.56%                                   | 34                         | 11                             | 0                                   |                                    | 2                      | R   | M,SC                                  | 0               | \$131.00                          |
|             | Exc Award (06/30/2018, 06/30/2023, 06/30/2024) |              |   |                             |                   |                     |                |   |                            |                                |                                     |                                    |                        |   |                                       |                 |                                   |
| 569         | WEST CHICAGO                                   | 12/14/1960   | Active(1)   | 28                          | 0                 | 0                   | 0              | 0.00%                                   | 25                         |                                | 2                                   | 1                                  | None                   |   | P,S,T,M,VP SC                         | 21              | \$7.00                            |
| 570         | WESTMONT                                       | 01/08/1936   | Active  | 45                          | 6                 | 2                   | 4              | 9.76%                                   | 41                         | 16                             | 0                                   |                                    |                        |   | VP                                    | 2               | \$40.00                           |
|             | Exc Award (06/30/2018, 06/30/2019, 06/30/2020) |              |   |                             |                   |                     |                |   |                            |                                |                                     |                                    |                        |   |                                       |                 |                                   |
| 571         | WHEATON  | 09/19/1923   | Active  | 92                          | 7                 | 4                   | 3              | 3.37%                                   | 89                         | 21                             | 0                                   |                                    |                        |   | M,VP                                  | 11              | \$8.00                            |
|             | Exc Award (06/30/2019, 06/30/2023)             |              |   |                             |                   |                     |                |   |                            |                                |                                     |                                    |                        |   |                                       |                 |                                   |
| 573         | WINFIELD                                       | 03/18/1959   | Active  | 33                          | 0                 | 0                   | 0              | 0.00%                                   | 33                         |                                | 19                                  |                                    | 8                      | R   | M,SC                                  | 1               |                                   |



Club Health Assessment for District 1 J through December 2024

|  |           |              | Status  | Membership                  |                   |                     |                |   |                            |  | Reports                          |                                    |                        |   |  | Finance         | LCIF                              |
|--|-----------|--------------|---|-----------------------------|-------------------|---------------------|----------------|---|----------------------------|--|----------------------------------|------------------------------------|------------------------|---|--|-----------------|-----------------------------------|
| Club Number  | Club Name | Charter Date |   | Current Member Count        | YTD Members Added | YTD Members Dropped | YTD Net Growth | YTD Net Growth%                         | Member Count 12 Months Ago | Avg. length of service for dropped members | Months Since Last MMR ***        | Yrs. Since Last Officer Report     | President Rotation     | Vice President Reported ****                  | Months Since Last Activity Report ***    | Account Balance | Donations for current Fiscal Year |
|  |           |              | Number of times on status quo within last two years | If below 15 members appears |                   |                     |                | If net loss is greater than 20% appears |                            |  | If no report in 3 months appears | When more than one year appears in | Number of repeat terms | Notes the officers that do not have an active | If no report at 12 months appears in red |                 |                                   |
| 574  | WOOD DALE | 10/05/1944   | Active(1)   | 15                          | 0                 | 0                   | 0              | 0.00%                                   | 18                         |  | 10                               | 1                                  | None                   | P,S,T,M,VP SC                                 | 19                                       |                 | \$15.00                           |

Clubs Cancelled Previous Fiscal Year – Clubs Cancelled within last 12 months may be reinstated

| Club Number | Club Name                       | Charter Date | Current Status* | Cancellation Date |
|-------------|---------------------------------|--------------|-----------------|-------------------|
| 129933      | Sugar Grove Waubensee Community | 01/25/2017   | Cancelled(8*)   | 06/29/2024        |

| Current Total Clubs Count | YTD New Clubs Count | YTD Cancelled Clubs Count | YTD Net Club Gain | Current Total Members Count | YTD Add | YTD Drop | YTD Net Growth | YTD Net Growth % | Member Count 12 Months Ago | Average Member Count Per Club | % of Clubs with less than 20 members | % No MMR in 3 Months | % No Officer Report in 12 Months | % of Clubs with balance 90+ days | Number of Clubs in Status Quo | % Status Quo Clubs in Financial Suspension | Number of Cancelled Clubs | Average Cancelled Club Age | Members Lost Due to Cancellation | % of Clubs Cancelled for Non-Financial Reasons |
|---------------------------|---------------------|---------------------------|-------------------|-----------------------------|---------|----------|----------------|------------------|----------------------------|-------------------------------|--------------------------------------|----------------------|----------------------------------|----------------------------------|-------------------------------|--|---------------------------|----------------------------|----------------------------------|--|
| 55                        | 0                   | 0                         | 0                 | 2,089                       | 100     | 94       | 6              | 0.29%            | 2,063                      | 38                            | 25%                                  | 40%                  | 13%                              | 7%                               | 0                             | 0%   | 0                         | 0                          | 0                                | 0%   |

\* - P - Priority Club. Cancellation Reasons: 1-Objectives/conduct, 2-Non-active club, 5-Non-existing club, 6-Disbanding, 7-Merger, 8-Financial Suspension, 9-District/Multiple District Dues.  
\*\* - Abbreviation: P-President, S-Secretary, T-Treasurer, M-Member Chairperson, VP-First Vice President, MC-Communications Chairperson, SC-Service Chairperson  
\*\*\* - Abbreviation: N/R - Never reported using the Lions Clubs website, N/A - Not applicable, No password registered for the Lions Clubs website.  
\*\*\*\* - Abbreviation: N - New, IP - Immediate Past, R - Repeat.



# Club Health Assessment for District 1 M through December 2024

|  |            |              | Status  | Membership                  |                   |                     |                |   |                            |  | Reports                             |                                    |                        |   |  | Finance         |                                   | LCIF |
|--|------------|--------------|---|-----------------------------|-------------------|---------------------|----------------|---|----------------------------|--|-------------------------------------|------------------------------------|------------------------|---|--|-----------------|-----------------------------------|------|
| Club Number                                  | Club Name  | Charter Date |   | Current Member Count        | YTD Members Added | YTD Members Dropped | YTD Net Growth | YTD Net Growth%                         | Member Count 12 Months Ago | Avg. length of service for dropped members | Months Since Last MMR ***           | Yrs. Since Last Officer Report     | President Rotation     | Vice President Reported ****                  | Months Since Last Activity Report ***    | Account Balance | Donations for current Fiscal Year |      |
|  |            |              | Number of times on status quo within last two years | If below 15 members appears |                   |                     |                | If net loss is greater than 20% appears |                            |  | If no report in 3 months appears in | When more than one year appears in | Number of repeat terms | Notes the officers that do not have an active | If no report at 12 months appears in red |                 |                                   |      |
| Clubs more than two years old                |            |              |   |                             |                   |                     |                |   |                            |  |                                     |                                    |                        |   |  |                 |                                   |      |
| 284  | ALLERTON   | 03/26/1946   | Active  | 8                           | 0                 | 0                   | 0              | 0.00%                                   | 8                          |  | 11                                  |                                    | 11                     | R   | P,M,VP,SC                                | 24+             |                                   |      |
| 407  | ALTAMONT   | 11/22/1938   | Active  | 37                          | 1                 | 1                   | 0              | 0.00%                                   | 35                         | 23   | 0                                   |                                    |                        | N   | M  | 0               | \$320.00                          |      |
| 285  | ARCOLA     | 01/13/1947   | Active  | 12                          | 0                 | 1                   | -1             | -7.69%                                  | 14                         | 2  | 0                                   |                                    |                        | N   | VP,SC                                    | 2               |                                   |      |
| 35701  | ARTHUR     | 06/07/1978   | Active  | 33                          | 0                 | 2                   | -2             | -5.71%                                  | 35                         | 6  | 0                                   |                                    |                        | N   | SC                                       | 0               | \$15.00                           |      |
| Exc Award (06/30/2018)                       |            |              |   |                             |                   |                     |                |   |                            |  |                                     |                                    |                        |   |  |                 |                                   |      |
| 46622  | ATHENS     | 11/03/1986   | Active  | 29                          | 1                 | 1                   | 0              | 0.00%                                   | 27                         | 9  | 0                                   |                                    | 12                     | R   | M,SC                                     | 24              |                                   |      |
| 288  | BEMENT     | 04/04/1941   | Active  | 25                          | 1                 | 0                   | 1              | 4.17%                                   | 25                         |  | 1                                   |                                    |                        | N   | M,SC                                     | 9               |                                   |      |
| 289  | BISMARCK   | 01/19/1956   | Active  | 27                          | 0                 | 2                   | -2             | -6.90%                                  | 29                         | 36   | 2                                   |                                    | 3                      | R   | M,SC                                     | 1               |                                   |      |
| 43834  | BLUE MOUND | 05/03/1984   | Active  | 46                          | 0                 | 0                   | 0              | 0.00%                                   | 46                         |  | 2                                   |                                    |                        | N   |  | 24+             |                                   |      |
| 290  | CASEY      | 02/15/1939   | Active  | 32                          | 0                 | 0                   | 0              | 0.00%                                   | 32                         |  | 7                                   |                                    |                        | N   | SC                                       | 1               | \$41.00                           |      |
| Exc Award (06/30/2022)                       |            |              |   |                             |                   |                     |                |   |                            |  |                                     |                                    |                        |   |  |                 |                                   |      |
| 291  | CATLIN     | 04/29/1940   | Active  | 23                          | 0                 | 0                   | 0              | 0.00%                                   | 22                         |  | 8                                   | 1                                  | None                   |   | P,S,T,M,VP SC                            | 24+             |                                   |      |
| 293  | CHAMPAIGN  | 10/26/1927   | Active  | 30                          | 1                 | 0                   | 1              | 3.45%                                   | 32                         |  | 4                                   |                                    |                        | R   | M,SC                                     | 9               | \$1,000.00                        |      |
| Exc Award (06/30/2018)                       |            |              |   |                             |                   |                     |                |   |                            |  |                                     |                                    |                        |   |  |                 |                                   |      |
| 417  | COFFEEN    | 03/25/1968   | Active(2)   | 10                          | 0                 | 0                   | 0              | 0.00%                                   | 10                         |  | 23                                  |                                    | None                   |   | P,S,T,M,VP SC                            | 7               |                                   |      |
| 295  | DANVILLE   | 10/20/1959   | Active  | 29                          | 0                 | 1                   | -1             | -3.33%                                  | 33                         | 25   | 0                                   |                                    |                        | N   | M,SC                                     | 0               | \$630.00                          |      |
| Exc Award (06/30/2021, 06/30/2022)           |            |              |   |                             |                   |                     |                |   |                            |  |                                     |                                    |                        |   |  |                 |                                   |      |
| 303  | GEORGETOWN | 01/01/1940   | Active  | 22                          | 0                 | 1                   | -1             | -4.35%                                  | 28                         | 17   | 3                                   |                                    |                        | N   | P,SC                                     | 4               | \$5.00                            |      |
| Exc Award (06/30/2018, 06/30/2022, 06/30/20) |            |              |   |                             |                   |                     |                |   |                            |  |                                     |                                    |                        |   |  |                 |                                   |      |
| 304  | GIFFORD    | 10/04/1957   | Active  | 58                          | 7                 | 2                   | 5              | 9.43%                                   | 54                         | 14   | 1                                   |                                    |                        | N   | M,SC                                     | 24+             |                                   |      |
| 426  | HILLSBORO  | 04/12/1944   | Active  | 24                          | 0                 | 0                   | 0              | 0.00%                                   | 24                         |  | 29                                  | 1                                  | None                   |   | P,S,T,M,VP SC                            | 24+             |                                   |      |
| 307  | HOOPESTON  | 11/27/1941   | Active  | 9                           | 0                 | 0                   | 0              | 0.00%                                   | 9                          |  | 9                                   | 1                                  | None                   |   | P,S,T,M,VP SC                            | 24+             |                                   |      |
| 308  | HUME       | 05/19/1952   | Active  | 24                          | 0                 | 0                   | 0              | 0.00%                                   | 23                         |  | 8                                   |                                    | 5                      | R   | M  | 20              | \$5.00                            |      |
| Exc Award (06/30/2022)                       |            |              |   |                             |                   |                     |                |   |                            |  |                                     |                                    |                        |   |  |                 |                                   |      |
| 313  | MAHOMET    | 03/22/1971   | Active  | 41                          | 0                 | 6                   | -6             | -12.77%                                 | 48                         | 19   | 2                                   |                                    |                        |   | VP,SC                                    | 16              |                                   |      |
| 316  | MARSHALL   | 07/10/1944   | Active  | 11                          | 0                 | 0                   | 0              | 0.00%                                   | 12                         |  | 3                                   |                                    |                        | R   | T,M,SC                                   | 18              |                                   |      |



# Club Health Assessment for District 1 M through December 2024

|  |               |              | Status  | Membership                  |                   |                     |                |   |                            |  | Reports                             |                                    |                        |                              |   | Finance                                  |                                   | LCIF        |
|--|---------------|--------------|---|-----------------------------|-------------------|---------------------|----------------|---|----------------------------|--|-------------------------------------|------------------------------------|------------------------|------------------------------|---|--|-----------------------------------|-------------|
| Club Number                                    | Club Name     | Charter Date |   | Current Member Count        | YTD Members Added | YTD Members Dropped | YTD Net Growth | YTD Net Growth%                         | Member Count 12 Months Ago | Avg. length of service for dropped members | Months Since Last MMR ***           | Yrs. Since Last Officer Report     | President Rotation     | Vice President Reported **** | Months Since Last Activity Report ***         | Account Balance                          | Donations for current Fiscal Year |             |
|  |               |              | Number of times on status quo within last two years | If below 15 members appears |                   |                     |                | If net loss is greater than 20% appears |                            |  | If no report in 3 months appears in | When more than one year appears in | Number of repeat terms |                              | Notes the officers that do not have an active | If no report at 12 months appears in red |                                   |             |
| 318  | MATTOON       | 01/01/1946   | Active  | 19                          | 2                 | 4                   | -2             | -9.52%                                  | 21                         | 23   | 0                                   |                                    |                        | N                            | M   | 3  |                                   | \$20,020.00 |
| Exc Award (06/30/2018)                         |               |              |   |                             |                   |                     |                |   |                            |  |                                     |                                    |                        |                              |   |  |                                   |             |
| 319  | MONTICELLO    | 04/27/1965   | Active  | 16                          | 0                 | 0                   | 0              | 0.00%                                   | 16                         |  | 15                                  | 1                                  | None                   |                              | P,S,T,M,VP SC                                 | 19                                       |                                   |             |
| 321  | MOUNT PULASKI | 04/18/1957   | Active  | 9                           | 0                 | 0                   | 0              | 0.00%                                   | 9                          |  | 15                                  | 1                                  | None                   |                              | P,S,T,M,VP SC                                 | 24+                                      |                                   |             |
| 322  | MOUNT ZION    | 05/05/1959   | Active  | 16                          | 0                 | 0                   | 0              | 0.00%                                   | 16                         |  | 9                                   | 1                                  | None                   |                              | P,S,T,M,VP SC                                 | 24+                                      |                                   |             |
| 438  | NOKOMIS       | 03/19/1952   | Active  | 16                          | 1                 | 1                   | 0              | 0.00%                                   | 19                         | 7  | 2                                   |                                    | None                   |                              | P,T,M,VP,SC                                   | 24+                                      |                                   |             |
| 324  | OAKLAND       | 06/29/1948   | Active  | 28                          | 6                 | 0                   | 6              | 27.27%                                  | 22                         |  | 3                                   |                                    | 3                      | R                            | SC  | 0  | \$2,200.00                        |             |
| Exc Award (06/30/2023, 06/30/2024)             |               |              |   |                             |                   |                     |                |   |                            |  |                                     |                                    |                        |                              |   |  |                                   |             |
| 326  | OCONEE        | 06/18/1973   | Active  | 17                          | 0                 | 0                   | 0              | 0.00%                                   | 15                         |  | 6                                   |                                    | 9                      | R                            | M,VP,SC                                       | 24+                                      |                                   |             |
| 328  | PALESTINE     | 12/18/1924   | Active  | 9                           | 0                 | 0                   | 0              | 0.00%                                   | 14                         |  | 7                                   |                                    | None                   |                              | P,S,T,M,VP SC                                 | 15                                       |                                   |             |
| 329  | PANA          | 05/05/1944   | Active  | 42                          | 0                 | 0                   | 0              | 0.00%                                   | 46                         |  | 6                                   |                                    | None                   |                              | P,T,M,VP,SC                                   | 24+                                      |                                   |             |
| 330  | PARIS         | 11/27/1962   | Active  | 32                          | 2                 | 2                   | 0              | 0.00%                                   | 37                         | 0  | 2                                   |                                    |                        | N                            |   | 1  | \$55.00                           |             |
| Exc Award (06/30/2018, 06/30/2021, 06/30/2024) |               |              |   |                             |                   |                     |                |   |                            |  |                                     |                                    |                        |                              |   |  |                                   |             |
| 331  | PAWNEE        | 06/09/1960   | Active  | 15                          | 2                 | 0                   | 2              | 15.38%                                  | 14                         |  | 0                                   |                                    | 4                      |                              | M,VP,SC                                       | 24+                                      |                                   |             |
| 446  | RAMSEY        | 03/14/1944   | Active  | 25                          | 6                 | 1                   | 5              | 25.00%                                  | 20                         | 8  | 1                                   |                                    | None                   |                              | P,T,M,VP,SC                                   | 0  |                                   |             |
| 35020  | RANKIN        | 02/13/1978   | Active  | 19                          | 0                 | 0                   | 0              | 0.00%                                   | 20                         |  | 6                                   |                                    | 3                      |                              | P,M,VP,SC                                     | 24+                                      |                                   |             |
| 125164   | Ridge Farm    | 06/17/2015   | Active  | 9                           | 0                 | 0                   | 0              | 0.00%                                   | 8                          |  | 7                                   |                                    | 2                      | N                            | P   | 24+                                      |                                   |             |
| 337  | ROBINSON      | 10/19/1950   | Active  | 20                          | 2                 | 0                   | 2              | 11.11%                                  | 20                         |  | 2                                   |                                    |                        | N                            | SC  | 7  | \$4.00                            |             |
| 338  | ROCHESTER     | 07/20/1965   | Active  | 40                          | 5                 | 3                   | 2              | 5.26%                                   | 39                         | 29   | 0                                   |                                    |                        | N                            | M,SC  | 0  |                                   |             |
| 342  | SHELBYVILLE   | 02/18/1965   | Active  | 26                          | 0                 | 1                   | -1             | -3.70%                                  | 25                         | 6  | 4                                   |                                    |                        |                              | M,VP,SC                                       | 1  |                                   |             |
| 344  | SIDNEY        | 03/23/1956   | Active  | 11                          | 1                 | 1                   | 0              | 0.00%                                   | 11                         | 5  | 4                                   | 1                                  | None                   |                              | P,S,T,M,VP SC                                 | 24+                                      |                                   |             |
| 345  | SPRINGFIELD   | 10/02/1919   | Active  | 38                          | 1                 | 2                   | -1             | -2.56%                                  | 38                         | 10   | 0                                   |                                    |                        |                              | M,VP,SC                                       | 0  |                                   |             |
| 447  | ST ELMO       | 06/07/1940   | Active  | 19                          | 0                 | 0                   | 0              | 0.00%                                   | 18                         |  | 9                                   |                                    | 13                     |                              | P,M,VP,SC                                     | 15                                       |                                   |             |
| 347  | STEWARDSON    | 02/09/1956   | Active  | 18                          | 0                 | 2                   | -2             | -10.00%                                 | 20                         | 22   | 1                                   |                                    |                        | N                            | SC  | 13                                       | \$5.00                            |             |
| 348  | STRASBURG     | 02/21/1956   | Active  | 34                          | 0                 | 0                   | 0              | 0.00%                                   | 34                         |  | 5                                   |                                    |                        | N                            | SC  | 6  |                                   |             |
| 349  | SULLIVAN      | 04/18/1941   | Active  | 18                          | 0                 | 0                   | 0              | 0.00%                                   | 19                         |  | 9                                   |                                    | 2                      | R                            | VP  | 10                                       |                                   |             |



## Club Health Assessment for District 1 M through December 2024

INTERNATIONAL

| Club Number | Club Name                          | Charter Date | Status  | Membership                  |                   |                     |                |   |                            |  | Reports                             |                                    |                        |   |  | Finance         |                                   | LCIF |
|-------------|------------------------------------|--------------|---|-----------------------------|-------------------|---------------------|----------------|---|----------------------------|--|-------------------------------------|------------------------------------|------------------------|---|--|-----------------|-----------------------------------|------|
|             |                                    |              |   | Current Member Count        | YTD Members Added | YTD Members Dropped | YTD Net Growth | YTD Net Growth%                         | Member Count 12 Months Ago | Avg. length of service for dropped members | Months Since Last MMR ***           | Yrs. Since Last Officer Report     | President Rotation     | Vice President Reported ****                  | Months Since Last Activity Report ***    | Account Balance | Donations for current Fiscal Year |      |
|             |                                    |              | Number of times on status quo within last two years | If below 15 members appears |                   |                     |                | If net loss is greater than 20% appears |                            |  | If no report in 3 months appears in | When more than one year appears in | Number of repeat terms | Notes the officers that do not have an active | If no report at 12 months appears in red |                 |                                   |      |
| 452         | VANDALIA                           | 03/15/1928   | Active  | 22                          | 0                 | 2                   | -2             | -8.33%                                  | 19                         | 23   | 2                                   |                                    | 2                      | M,VP,SC                                       | 0  |                 |                                   |      |
|             | Exc Award (06/30/2021, 06/30/2022) |              |   |                             |                   |                     |                |   |                            |  |                                     |                                    |                        |   |  |                 |                                   |      |
| 357         | VILLA GROVE                        | 10/24/1949   | Active  | 19                          | 0                 | 0                   | 0              | 0.00%                                   | 19                         |  | 3                                   |                                    | 2                      | M,VP,SC                                       | 9  |                 |                                   |      |
| 358         | WARRENSBURG LATHAM                 | 01/09/1958   | Active  | 37                          | 10                | 4                   | 6              | 19.35%                                  | 33                         | 9  | 1                                   |                                    | 5                      | R   | 1  |                 |                                   |      |
| 361         | WESTVILLE                          | 07/15/1940   | Active  | 17                          | 1                 | 4                   | -3             | -15.00%                                 | 23                         | 15   | 0                                   |                                    |                        | VP  | 1  |                 |                                   |      |
|             | Exc Award (06/30/2021)             |              |   |                             |                   |                     |                |   |                            |  |                                     |                                    |                        |   |  |                 |                                   |      |
| 456         | WITT                               | 04/21/1960   | Active  | 53                          | 0                 | 0                   | 0              | 0.00%                                   | 59                         |  | 9                                   | 1                                  | None                   | P,S,T,M,VP SC                                 | 24+                                      |                 |                                   |      |

Clubs Cancelled Previous Fiscal Year – Clubs Cancelled within last 12 months may be reinstated

| Club Number | Club Name  | Charter Date | Current Status* | Cancellation Date |
|-------------|------------|--------------|-----------------|-------------------|
| 343         | SIDELL     | 06/13/1941   | Cancelled(6*)   | 06/29/2024        |
| 30194       | STONINGTON | 02/10/1975   | Cancelled(6*)   | 06/29/2024        |
| 355         | TUSCOLA    | 02/08/1956   | Cancelled(6*)   | 07/29/2023        |

| Current Total Clubs Count | YTD New Clubs Count | YTD Cancelled Clubs Count | YTD Net Club Gain | Current Total Members Count | YTD Add | YTD Drop | YTD Net Growth | YTD Net Growth % | Member Count 12 Months Ago | Average Member Count Per Club | % of Clubs with less than 20 members | % No MMR in 3 Months | % No Officer Report in 12 Months | % of Clubs with balance 90+ days | Number of Clubs in Status Quo | % Status Quo Clubs in Financial Suspension | Number of Cancelled Clubs | Average Cancelled Club Age | Members Lost Due to Cancellation | % of Clubs Cancelled for Non-Financial Reasons |
|---------------------------|---------------------|---------------------------|-------------------|-----------------------------|---------|----------|----------------|------------------|----------------------------|-------------------------------|--------------------------------------|----------------------|----------------------------------|----------------------------------|-------------------------------|--|---------------------------|----------------------------|----------------------------------|--|
| 48                        | 0                   | 0                         | 0                 | 1,174                       | 50      | 44       | 6              | 0.51%            | 1,200                      | 24                            | 44%                                  | 54%                  | 17%                              | 0%                               | 0                             | 0%   | 0                         | 0                          | 0                                | 0%   |

\* - P - Priority Club. Cancellation Reasons: 1-Objectives/conduct, 2-Non-active club, 5-Non-existing club, 6-Disbanding, 7-Merger, 8-Financial Suspension, 9-District/Multiple District Dues.

\*\* - Abbreviation: P-President, S-Secretary, T-Treasurer, M-Member Chairperson, VP-First Vice President, MC-Communications Chairperson, SC-Service Chairperson

\*\*\* - Abbreviation: N/R - Never reported using the Lions Clubs website, N/A - Not applicable, No password registered for the Lions Clubs website.

\*\*\*\* - Abbreviation: N - New, IP - Immediate Past, R - Repeat.